



*The
Hope Chest*



Class TX145

Book B6

Copyright N^o _____

COPYRIGHT DEPOSIT

THE HOPE CHEST

*For the Bride—God Bless
Her—Hardest and Most
Graceful of Our Perennials!*

THE HOPE CHEST

A Book for the Bride

AND FOR THE WIFE WHO WOULD
RETAIN THE JOY OF BRIDAL DAYS

By
LORENE BOWMAN
and
JANE LESLIE KIFT

Decorations by
JOSEPHINE WEAGE

CHICAGO
THE REILLY & LEE COMPANY

101291

Printed in the United States of America

TX145
.B6

Copyright, 1922
by
The Reilly & Lee Co.

All Rights Reserved



The Hope Chest

MAY 15 1922


©CL A674092

no 1

CONTENTS

CHAPTER	PAGE
I. OVER THE GARDEN GATE	9
II. YOUR PORCH	25
III. YOUR LIVING ROOM	37
IV. YOUR DINING ROOM	57
V. POLLY, PUT THE KETTLE ON	67
VI. THE ART OF MARKETING	75
VII. YOUR BEDROOM	85
VIII. MAKE YOUR HOME SHINE	93
IX. ALL THROUGH THE YEAR	107
X. SHOPPING FOR THE HOUSE	127
XI. WHEN EMERGENCY COMES	135
XII. THE HOUSEHOLD BUDGET	145
XIII. KEEP PACE WITH YOUR HUSBAND	153

“God Almighty first planted a garden”



CHAPTER I

Over the Garden Gate



GARDEN is a lovesome thing." Assuredly, you want a garden. A home without a garden begins with a handicap. We need the company of friendly trees and embracing vines to coax our home into the open and make it a part of the big outdoors. And surely we need the cheeriness of flowers. How we should miss the gay good morning of the daily rose that has clambered up the trellis to peep in at the window, or the more distant greeting of the hollyhocks as they peer through the lattice windows of the dining-room.

And then the joy each morning of going down a primrose path with the only man in the world, and bidding him good-bye for the day beneath the sheltering arms of a swaying elm. Oh, yes indeed, every bride must have her

The Hope Chest

garden. It may be large or small. It matters not. It can surround a low, rambling dream-house, or it can be within the confines of a box fastened to some window ledge, far above the roar of the city streets.

Care Makes a Real Garden

If it be green and preaches the gospel of color and sings its psalm of gladness, and has been coaxed into existence by the loving care of its owner, then it will be a real garden, with its high lights and shadows, even if it be within the confines of four wooden sides; and it will ever exhale an atmosphere of contentment that is sweet and satisfying.

Garden togs are fascinating, becoming, and easily fashioned of almost any stout material. Gray, green or brown denim or khaki make the most durable smocks, and it's smocks you want, for they are sufficiently loose to permit you to work unhampered.

Use a pattern with a large armhole in preference to one with a kimono sleeve. Such sleeves admit of free arm motion. Make the skirt quite short, so that when you bend over or dig the hem will not touch the soil. Perhaps you will prefer knickerbockers, for they are more practical.

The Smock of Service

In a loose smock and a big garden hat you will become quite an important feature of the landscape. Let us suggest a smock of gray denim, a broad-brimmed hat of green and yellow, and an orange tie. In the front of the skirt have two large pockets. Wear loose, cotton gloves—easily washed—and low-heeled shoes of brown.

Over the Garden Gate

This will be your first very own garden, so let it be unpretentious. Plant not one single rose more than you have time to care for. Gardeners are hard to find and unless your Prince Charming has a bottomless purse you cannot afford one. Make yours the gayest, sweetest and most joyous garden in the world. Plant only blossoms of which you are fond.

Plant a Friendly Garden

Flowers, like people, are responsive and will unfurl their most wonderful tints and tones for those who love them.

You may be a bride who will know for the first time the real joy of following the trail of the hoe, so let us tell you not only how to care for but how to start such a garden. The first step of a garden operation is the preparation of the soil. The second step is sowing the seeds or setting out young plants that are past the seedling state and are well established.

You Must Study Your Soil

The preparation of the soil depends on your ground. Different soils require different treatment. A sandy, loamy soil gives the best results, when enriched with well-rotted manure. Heavy soils pack down hard during the spring and fall rains and make it difficult for tender shoots to push through the surface. You can overcome this condition by adding a liberal amount of finely sifted sand and leaf mold, in addition to a heavy application of well-rotted manure. This will make the soil more porous and better adapted to plant growth. Should you find it im-

The Hope Chest

possible to secure sand, finely sifted coal ashes, mixed with the upper four inches of the soil, will help to make it porous.

Sandy soils are well suited for starting seeds, but later, when the heat of the summer comes, will dry out too quickly. To overcome this it is wise to incorporate a generous supply of manure with the soil before you commence to prepare the beds. Most amateurs are so anxious to sow seeds that they fail to properly prepare the soil, and later wonder why the seeds do not germinate as they should.

Hints on Preparation

Just before sowing, rake the ground over and see that the soil is free from stones, and what is even more important, see that it is finely pulverized. A forward-and-back stroke with the rake will soon crumple the soil into a fine mass which you can easily level with the back of the rake.

Sow your seeds in furrows. Small seeds require to be planted to the depth of a quarter inch; large seeds one-half inch, and very small seeds, such as daisy seed, should be covered with only sufficient soil to keep them from being blown away. Later you will have to thin your seed beds. The less crowded they are the more vigorous will be their development. Label each row. This will later enable you to know just what you have.

Sowing the Annuals

Sow the seeds of annuals either in late fall or early spring. The following varieties do well when sown in the fall: Larkspur (*Delphinium Ajacis*), Chinese and Jap-

Over the Garden Gate

anese Pinks (*Dianthus Chinensis*), Candytuft (*Iberis*), Poppies (*Papaver*), Oxalis, Nasturtium, Calendula, Calliopsis, Centaurea (Bachelor's Button), Lupinus and Virginia Stocks.

Pansies and forget-me-nots, while biennials, are well adapted to fall planting. These same varieties can always be sown in early spring, so you can start gardening either in the spring or fall.

Start Cultivating Early

Start cultivating your soil as early as possible in the spring. The first pair of leaves to push up through the soil are called seed leaves, or cotyledons, and their size, shape and color differ from the true leaves. After the true leaves appear is the time to look for weeds.

Weeds, being rampant growers, require a great deal of nourishment and therefore take a large portion of the nutritive qualities from the soil. As a result, the seedlings being less vigorous soon die from want of nourishment. Pulling weeds is necessary though tiresome work, but cheer up, it is healthful. When we pull weeds we exercise muscles that need it.

Thin Out Seedlings

When the seedlings have attained a height of three inches you must begin thinning. This means pulling up every other plant. You may have to repeat this process three times. Never be guilty of throwing away the plants you lift. Give them to someone whose garden is pitifully empty. You will thus be doing something to make the "City Beautiful Movement" a reality.

The Hope Chest

Water your seed beds daily, preferably after sundown, if the weather be unusually warm. Protect your beds from the burning rays of the sun while the seeds are germinating. Cheesecloth tacked on light racks makes a substantial screen and one that will last for years.

Keep Ahead of the Weeds

Hoe between the rows of your garden once each week. This not only prevents the weeds from gaining headway but it separates the soil into fine pieces which cast shadows and thus protect the lower layers of soil from the strong rays of the sun. Much hoeing reduces evaporation of the moisture, which must be retained if we would have healthy plants.

Young plants can be set out at any time. You will want some of these to give color to your garden while you are waiting for your seeds to develop. You must also plant some hardy, herbaceous stock the first season in order that your garden may have some permanency. Peonies and iris take the lead in this class. Roses you will also want, and if you have room plant a wistaria. It is beautiful when blossoming.

Plants for the House

Many failures in the culture of house plants can be attributed to the selection of plants that are entirely unsuited to the environment of the average hot-water or steam-heated dwelling. Such plants may do well in greenhouses, because here temperature, light and moisture can be regulated, if necessary, from hour to hour, but in the living room, where the temperature drops at night and the

Over the Garden Gate

room is often not particularly sunny and the atmosphere is always dry, they soon cease to put forth new growth, lose their leaves and gradually die.

The Reliable Primrose

There are many plants equally beautiful, with more vigorous constitutions, that will grow and develop into perfect specimens in the house. Among the flowering plants any of the varieties of primroses are reliable. These attractive plants seem never to grow weary of unfolding their dainty little petals. They will do well in the same environment as the common geranium, which, by the way, is far from common. The primrose thrives in a soil of good garden loam, sand and manure, equal parts. It must be watered every day. The best way is to set it in the laundry tub and sprinkle it over the top. This not only keeps the foliage clean but it prevents the advent of the red spider, which is at times an enemy of the primrose. Do not be content with wetting the foliage; be sure the water has penetrated the soil about the roots. Remove all the dead flowers.

Secret of Shapely Plant

The primrose enjoys a sunny window. Each day, when placing it in the window, turn the pot so that it receives the same amount of sun on every side. This treatment in time will produce a shapely plant.

The geranium is an old friend, tried and true. It has no peer as a flowering house plant; foliage and flowers both are attractive. There are many excellent varieties of

The Hope Chest

geraniums from which to choose, some single and some double, and their colors are legion. Water a geranium only every other day and do not keep it too warm—60 degrees suits it best. Do not over-pot it. If you do you will have few blossoms. Plant it in a soil composed of good garden loam and sand with only a trace of manure and it will be happy.

The Best Foliage Plants

Foliage plants are easily raised if kept in a warm, sunny and well-ventilated room. Their tops should be sprinkled daily. A plant with clean foliage is usually healthy. Among the best foliage plants are the Boston fern (*Nephrolepis Bostoniensis*), Plumed Scotch fern, Kentia palm, *Ficus Elasticus* (common rubber plants, which always do well but are not especially graceful), *Dracænas*, which thrive in any environment, and the *Pandanus*, which has its quota of admirers.

Have an Herb Garden

How often we are told of our grandmother's herb garden, and with what interest we read about those glorious attics where she dried her herbs, and how in the early fall she stewed and brewed those wonderful potions that in a large measure took the place of products of our laboratories of today. We are not going to recommend that you establish a laboratory in your little home for the medicine that will stop the first sneeze of winter, but we do want to suggest a few herbs and blossoms that will be useful in the dreary months, when the Scotch plaid days

Over the Garden Gate

are over and the birds have winged their way to Southern climes. All we will mention will be reliable in every way. They will require no other care than planting and watering and will do well in any soil.

Lavender—You will be glad after you have dried the blossoms to scatter them through your linen closets.

Parsley—This is a hardy little plant with really wonderful leaves. It will lend zest to stews and soups, and garnish your cold meat dishes. It will stand quite a bit of cold fall weather.

Sage—This little plant with its silvery leaf should be in every garden. Gather it in the fall and hang it to the rafters of your cellar to dry, protected by a paper bag from dust and dirt. You will be glad when you make the filling for a roast of poultry or meat.

Mint—A plant of mint will supply all the necessary mint for summer drinks and winter sauces.

Sweet Marjoram—Will be ever useful in the kitchen.

The Joy of Dahlias

Let us urge you to number some dahlias among the members of your garden family. Flowering as they do in late summer, you will be sure to appreciate them, because your peonies and roses will be mostly over by the time they bloom. The dahlias have been propagated so successfully in recent years that they rival the chrysanthemums in beauty and grace.

For the City Garden

The success of dahlias depends entirely on the way the soil is prepared. Unlike most tubers, dahlias do not thrive in rich soil. This enables those of us with the ordinary clay soil that we are apt to find in city gardens to grow these desirable garden blossoms.

The Hope Chest

If you want dahlias, plow or dig the ground early. Dig deep—the deeper the better. Do this just as early in the spring as the ground is workable. Then let it settle and turn it again just before setting out the tubers. If the soil is already fertile, use no manure or prepared fertilizer. If the ground is very poor, spread it with manure before digging. You do not require a great deal of manure. If manure is not obtainable, choose a fertilizer not too rich in ammonia or nitrogen. The largest and most successful growers in the world tell us the proper proportion is a half ton to the acre. For the average garden, where you have probably a dozen plants, a pound would be sufficient.

Cut Off Some Stalks

The middle of May seems to be the right time to plant dahlias in the middle states. Set your dahlias four to six inches deep—no deeper, and in order to leave room for future development, set them two to four feet apart. Allow but one stalk to develop from a root. Cut the others off. In the late fall, after the dahlias have flowered, and just before frost, lift the tubers, place them in a sunny corner of the porch until the soil about them is dry, then shake it off and place them in a warm, dark, dry place, such as the cellar or some closet shelf, until spring, when you can plant them again in their previous location in the garden.

The Gardener's Hands

If you wish to work in the garden at 9:30 A. M. and attend a luncheon the same day, run your hands across a cake of soap, thus filling the under surface of each nail

Over the Garden Gate

before beginning to dig. Later all that will be necessary will be to remove the soap with the aid of a nail brush and wash your hands in lukewarm water. By following this method you can instantly remove all traces of the garden from your hands.

Take a foot rule to your florist and ask him to mark on it the different depths required to plant the many varieties of spring bulbs. He will cheerfully do this and such a rule will insure your bulbs being well planted.

To rid your lawn of ants, pour scalding water over each hill, or you will find a teaspoonful of coal oil poured over each hill just as efficacious.

Should Wandering Jew make its appearance on your premises, instantly dig it up, as it is the most pernicious of weeds. If permitted to remain it will ruin a lawn in six weeks.

Do not attempt to remove plantains before August. Then the roots of this weed lie just below the surface of the soil and the slightest twist will uproot it.

Mow a new lawn as soon as the blades of grass are long enough to reach between the knives of the mower.

The Hope Chest

Garden Furniture

If your garden be larger than the window or porch-box variety, let us urge you to beg, borrow or buy some garden furniture. Willow furniture is a wise choice. It has three good points: It is built on artistic lines and possesses a charm all its own. It is light and easily moved from a sunny to a shady location, and it is not injured by the elements which are ever present in the garden.

One table for serving tea, and three chairs will be sufficient for a small garden. It is thrifty to buy the natural color willow and paint it yourself. Give it three coats, then it will withstand the summer showers. Make the cushions of plain crash, which does not show the dust. A small, happy little nosegay can easily be stenciled on each cushion. Have the cushion loose so that when the summer showers come you can readily lift them and run.

Real Comfort in an Umbrella

A garden umbrella—one of those huge varieties made of linen or striped awning material—will be a real comfort. It will not only protect your tea-table from the sun but it will lend a pleasing note of gaiety to your tea parties. Such an umbrella is easily adjusted. All that is necessary is to stick its long pointed handle into the soil. You can have it covered with the same material as your cushions and even stencil a wee nosegay on each section.

Garden Tools

Please do not try, like a friend of the writer's, to garden with a tin coal shovel and a butcher knife. This is not prac-

Over the Garden Gate

tical. The following list, while small, is practical and necessary. Please mentally underscore the last word.

A ball of twine, not large nor fine,
Two stakes to hold it taut ;
A shovel and spade of stout stuff made,
And a rake with coarse teeth wrought ;
A watering can of painted tan,
With a bright nosegay of blue ;
A garden hose to water the rows
Of daisies of golden hue ;
A trowel for digging,
When sprouts you're bidding
Come forth from the earth to grow ;
Shears and a knife for the little wife,
Whose posies she plants in a row ;
A basket to gather the posies she'd rather
Carry into her home,
Where vases she'll fill
With a right good will.
How from this home could a husband roam?

Welcome the Birds

Of course you want the birds, so bid them welcome. Place low bird baths about your garden. Lovely terra cotta ones can be purchased at small cost, and they are both durable and artistic. Place at least two bird boxes somewhere away from the haunts of cats and dogs. If your *Best and Dearest* is dextrous you will have fun making them together in the spring.

Of course, if you can afford it, the bird houses you can buy from the bird house men probably will be more satisfactory than any home-made ones. A blue bird house, on a sixteen-foot pole in your garden, will attract the loveliest

The Hope Chest

of tenants, year by year. The pole should be hinged near the base, so that the house may be swung down and cleaned out each spring.

Think of opening your eyes each morning to the accompaniment of a feathered orchestra and of sitting in the garden in the twilight with that very best man listening to their good-night chorus!

*“You cannot shut the windows of the sky,
Through which Aurora shows her brightening face”*



CHAPTER II

Your Porch

THINK OF the porch in your new home as your summer and sunlight room. There is enough of indoors and enough of out-of-doors about it to make it half room and half lawn. Most of the days you can count on a flood of sunshine here—for most days are sunny days—and altogether you and your friends will vote your sun parlor your most popular room.

The floor and walls should be of neutral tints, forming but the background for the colorful loveliness to be supplied by the furnishings. If the builder has kindly made the floor of brick or tile and given you walls of gray stone or painted siding, bestow an extra thought of gratitude to him; then fit your furnishings into the plan. If he has not

The Hope Chest

treated you so kindly, before deciding on a floor covering, look at the inlaid linoleums that are fashioned after the Dutch interiors. Among these will be found some of the wonderful tile effects that Van der Meer puts into his paintings. If you can afford rugs, those woven of linen or flax will be fitting. Possibly the finest porch rugs are the Japanese rush rugs. They come in different colorings and are woven in small blocks. By using different multiples of these blocks they are easily adjustable to any space.

A Question of Colors

Consider your light effects. If your porch is shaded by trees, softening the glare of the sunlight and yet giving you an unobstructed view of green sward, you will want some glowing coloring, supplied by gay cretonne or chintz. If your trees are yet in their infancy, and your porch during the sunshine hours is one blaze of glory, you will want less radiant coloring. If you do not want your roses to fade, you must buy only the best material. Hangings in plain linen color or grayish green are quietly beautiful, and charming curtains may be made from the unbleached muslin.

Furnishing the Porch

The furniture problem is the one that will perplex. The variety of attractive chairs and settles and tables is so endless that the character of the porch and size of your purse will have to come to your rescue and help you to decide. The woven wicker, calling for alluring cushions of gay cretonne, and painted furniture, with its pastel tones

Your Porch

adorned with giddy flowers, make equal bids for favor, and promise equal wear and beauty in return. Possibly one of the fascinations of the bridal home is that it so fully expresses *you*, so here is a good place to have this joy of choice.

Let your porch suggest your intelligence of home-building, so that the entrance to your home will stand apart in the memory of those who come to your door. Such a porch, even if one gets no further into your domain, will impart a "come again" feeling to your guests, and help to make the reputation for sincere hospitality that you want your home to have.

Awnings Add Beauty

We might almost call the sun and wind, that are so much with us on the porch, friendly foes. We would not do without them and yet we need some protection from them.

The conventional awning, plain or with strips of brilliant red or green, really adds to the beauty of the house and is thoroughly satisfactory to shield from wind and sun.

Sunfast Materials

The porch enclosed with casement windows is more perfectly protected from rain than any other kind and will admit of more elaborate furnishing. Be sure to have the casement curtains of sunfast materials. Curtains of yellow or rose, when seen through sifted sunlight, glow with jewel-like beauty.

There is another awning, not made by human hands,

The Hope Chest

that is always the most attractive. The climbing rose with pinky, fragrant blossoms, the woodbine or clematis with their lacy foliage, the sweet-smelling honeysuckle, old but ever lovely—any of these will make the most beautiful awning for a home in the country. You will need some yards of wire netting up the pillars and around the edge of the porch roof, and added to this a bit of love and care, and you will have an awning designed and grown by the Great Artist.

Camouflaging the Furniture

“Cool and clean” are the words to keep in mind, in planning covers for your porch furniture. In such a rosy place as a bridal home, one naturally feels that the pretty chintzes and cretonnes, jolly with flowers, are the most suitable for slip covers and draperies for doors and windows. However, if you are demurely minded you will find plain covers made of Quaker gray rep, bound with brilliant red, or blue bound with orange, or a deep tone of ivory bound with black, equally effective and more durable than chintz or cretonne. But fresh and clean they must be, whatever the kind or color.

Some Economy Ideas

There is no place in your home where you can put your best foot front so inexpensively as in just these slip covers and draperies. Even checked gingham is not to be despised and unbleached muslin can be coaxed into any color by proper dyestuff.

For the tops of tables and flower-stands nothing is pret-

Your Porch

tier than painted oilcloth. It is durable, it is inexpensive, it can be bought in almost any color, it can be cut into any size, and most important of all, it is easily cleaned. Should you choose a chintz or cretonne for covers and hangings, the same conventional pattern or flowers can be easily painted on the oilcloth. Even the covers for the flowerpots can be cut from the oilcloth and decorated harmoniously.

Take time to "think through" your porch furnishing, where every available ray of sunshine pours all day, and you will not be harassed by faded ugliness.

The Porch Fireplace

A persuasive representative of comfort on a well-planned, built-in porch is the fireplace. If you have to resign yourself to economy, sacrifice something else, but cling to the fireplace. I do not mean that unforgivable sham where everything about a fireplace is present but the fire. Let us at least be honest. The real fireplace, with the glowing fire burning within when it is cold without, will radiate hospitality and good cheer, and help make happy you and all who enter your home.

Use Brick or Stone

Have the kind of a fireplace that will be friendly to the rest of the furnishings of your porch. Marbles may be in place in palaces, but right here on your porch you will want a fireplace of stone or brick.

As for the andirons, I don't see how it is possible to

The Hope Chest

economize, for they must be of brass or wrought iron, and they must be big enough to hold logs on a winter's night, so that your porch will be inviting to the boys with their tales of sports, and to the girls with their secrets. And you know your husband will want to bring in his friends right here to discuss questions of the day and swap stories. See how your fireplace does more than make your porch warm? It helps to make your home.

Porch Plants

No matter where your porch may be—whether a narrow strip above the pavement of a dusty city, or a spacious expanse reaching out into a velvety lawn, you will want plants on it. Don't is a very distracting word, nevertheless "don't" have more plants than you can care for. If you have one of the little porches, you may find that even one plant placed in a jar of Della Robbia ware—that smart new pottery that will impart an importance to even an ordinary plant—may be sufficient.

Daily Bath Necessary

If your porch is shaded use foliage plants. Wicker baskets, which can be hung up and thus are out of the way, are attractive. If you use them be sure to water them daily, as they dry out quickly and hence require an extra amount of water.

Every emergency seems to be taken care of for us by the manufacturers, for you can now purchase plant stands that supply water to the plants by sponges which will hold

Your Porch

enough for ten days. With these you can be at ease while away on a short trip.

A Welcoming Tea-Table

Somewhere on your porch, if it be enclosed, you will want a tea-table with its welcoming presence. You may count yourself lucky that rare old Ben Jonson cannot visit you to request his sixteen cups of tea, but there are all the tea drinking folks of your own family and the new family added to your life, besides your cherished friends who will willingly decide that you are prepared for any culinary task, provided you can and do serve a delectable cup of tea.

Trays and Teacups

The basic requirement for setting this satisfying feast is a light tea-table or tea-wagon. It is restful just to sit quietly in your chair and have this cup of cheer come to you. One of the little drop-leaf tables will not take up much room when you are not using it and will do nicely for serving. If your table should have drawers you will find these convenient to tuck away napkins and serving cloths. The tray you use may be such as suits your purse. We hope you have one of gorgeous Sheffield, but why be discouraged if you have not? A tray of painted tin, with its border painted to harmonize with your teacups, is always good taste. As to china, maybe you have some teacups among your wedding gifts that will give you the right service or, better still, you may have inherited some pedigreed china. If you are going out to buy, look at the pink

The Hope Chest

lustre or the lovely Sedji green that comes to us from Japan, before you decide on any other. Frankly though, for general wear and tear the Sedji green, while lovely, is apt to chip.

You Want a Pewter Teapot

Let us make a wish for you—that you may have a pewter teapot. If you are going to buy one, hunt up some antique shop and in some dusty, neglected corner you may find this jewel. Incidentally, don't ask the price of it as soon as you enter the shop. The more carelessly and indifferently you approach the price question, the more change you are likely to have in your purse when you have made your purchase. Antique shops as a rule do not adopt the one-price method.

In the summer your iced tea set will of course be of crystal. Sometimes try adding orange juice to the tea and see what a delicious drink it is.

There is much more to tea drinking than just drinking tea. The delightful intimacy of an afternoon over teacups will often seal your social standing with your visitors.

Refreshing Drinks

Here are some drinks to serve to favored callers while you are chatting together on your porch. With a little planning and not much work you can make delicious, refreshing beverages and have them ready to serve to your guests, quickly and easily.

Keep stored in your refrigerator, a jar of sugar syrup, a bottle of grape juice, a bottle of ginger ale, some sprigs

Your Porch

of mint, and some oranges and lemons. Sugar syrup is easily made by boiling together three cups of granulated sugar and one cup of water. Boil only one minute—no more, no less. This syrup, when chilled, will keep indefinitely and sweetens drinks more satisfactorily and economically than loose sugar, which you know takes time to dissolve.

Hints on Flavoring

Should you use tea as a foundation for your drinks, make it fresh. Steep the tea and while warm pour it in the serving glasses over cracked ice, if you are serving iced tea. Fresh tea added to fruit juices will be so disguised that one not caring for tea will drink your drink and surely ask for more. Tea, orange juice, sugar syrup, and a few sticks of cinnamon or a few whole cloves make a different and delicious drink. Another delicious drink is made from equal parts of lemonade and ginger ale. Just before serving add a sprig of mint to each glass. This drink is suggestive of the famous mint julep of fragrant memory.

A Satisfying Decoction


If you chop half a pound of Canton ginger and add to it a cupful of sugar and boil in a quart of water for fifteen minutes, then strain and add to it a cupful of lemon juice and serve it on cracked ice, you will have a most satisfying drink.

You will be thankful ever after if you have a water supply piped to the edge of your porch. To be able to turn a tap and flush the porch floor every morning is a

The Hope Chest

blessing. If your porch has vines and flower boxes it will save a vast amount of labor if an abundant supply of water is ready at hand. By all means, have a porch water supply—and your porch can be kept sweet and clean with a minimum of effort.

*“If you would see yourself truly, stand a moment
at the door of your living room, for it is your
reflection”*



CHAPTER III

Your Living Room



WELL-KNOWN authority on interior decoration has covered the subject of the living room in one sentence: "Place within the four walls of your living room only that which is useful, beautiful and suitable to the people who will use the room." In other words, let your living room reflect your spiritual, mental and physical activities.

The living room is a modern innovation. It appeared about the time apartment houses began to reach skyward and parlors to make their exit. To be quite literal, the living room is a cross between the parlor and the family sitting room of a decade ago.

The Hope Chest

There is unique joy in choosing the furniture for this room because, if wisely chosen, each piece will in time develop into an heirloom. Never be in a hurry to finish your living room. If you purchase all its necessary appointments at one time, you will later regret it. There is real pleasure in a piece of furniture selected to fill some particular need that has been carefully considered in relation to its harmony with all the other furniture in the room. This is especially true if it has been wished for, saved for and finally *paid for*. Then its arrival will be like that of a friend.

Apply These Principles

The three principles of balance, harmony and rhythm, that every artist applies to a picture, are applicable to the plans of a room. Try to learn their meaning. You will find they are of real value in arranging not only your living room but every room in your house.

Speaking of floors is perhaps prosaic, but as they are the groundwork upon which we build our room, they are worthy of much consideration. A floor should be unobtrusive. Usually it should be a few tones darker than the woodwork of the room.

Consider Your Floors

The usual saffron-colored, so-called hardwood floors are an abomination to one with the soul of an artist. Landlords may sell their houses on the reputation of these very floors, but people with good taste immediately change them. Their very color unfits them for a satisfactory development of any color scheme of which they are a part.

Your Living Room

Painted floors are attractive, especially if two shades darker than the rest of the woodwork. If your floors are old, paint them first with floor lac, or any good filler. Before applying this priming coat fill the cracks with putty, and allow two days for drying. Then apply two coats of any reliable waterproof varnish. This will make a floor that is easily cleaned. If you prefer a wax finish, use only one coat of varnish and two coats of floor wax, which is best applied with a weighted brush.

Waxed floors are more beautiful than varnished floors but they require more time expended on their daily care, if you would keep them beautiful.

Walls and Ceilings

Well-toned woodwork, walls and ceilings are a necessity in good decorating. Should your new home be in rooms planned only to yield a certain number of dollars to the purse of your landlord each month, change them. Landlords are quite adaptable to change, provided the expense connected with the suggested change is borne by the tenant. Much of the work, such as painting floors and woodwork, you can do yourself. If your husband has the time to help you, so much the better.

The Color Scheme

Decorate your living room in a color adapted to its use. If you prefer one tone, let each tint or shade melt into the other. If contrasting colors be used, be careful to choose those that combine well. Dark woodwork and light walls seldom are pleasing. Should your room be dark, as

The Hope Chest

is the way of many city rooms, make your walls fairly light and paint the woodwork white or ivory. This color scheme is especially suitable for a colonial living room.

If Your Rooms Be Small

It is wise, if your rooms be small, to make each room or hall opening off the living room the same color, or at least a tint or shade of that color. This method has a tendency to add to the size of the main room. The woodwork and walls should harmonize and the ceilings be slightly lighter.

If you are planning to be your own decorator, it is well before purchasing paint to get a painter to mix some samples for you. These can readily be applied to a smooth piece of wood. When you have an effect that satisfies you, take it to the store from which you expect to purchase the covering for your walls. Having an exact sample of paint will make it easy for you to select a paper that will result in a pleasing harmony. Take the same piece of painted wood and samples of the wall-paper you have chosen with you when you make a tour of the shops in quest of materials for draperies. This will save future disappointment and you will have a definite knowledge of expense before you begin.

For Low-Ceilinged Rooms

Should the ceilings of your room be low, additional height may seemingly be attained by placing the picture molding at the very top of the side walls, or should the ceilings be too high you may seemingly lower this effect

Your Living Room

by bringing the ceiling paper down over the side walls to the depth of two, or even more, feet. The picture molding will cover where the papers meet.

Tones of cream, yellow, gray, brown or green are all suitable for the living room. Cream and yellow are adaptable for rooms facing the north. Green and gray are restful and happy colors for rooms that are flooded with sunlight.

In Tones of Green

An extremely livable room, and one of which you are not likely to tire, has its standing woodwork enameled in green, its walls painted or papered in plain green felt paper and its ceiling done in a trifle lighter tone. Mulberry hangings are harmonious in such a room. Gray-green is the best of all greens for wall covering, as it is the only green that is rarely affected by the sun. If it should fade it will not develop into an ugly yellow-green, as do most greens.

For a dark room let us suggest soft yellow for the walls. You will rejoice when you see the effect of sunlight you will have thus created.

Plain Paper Is Best

Plain papers are preferable to the figured ones. If you have some knowledge of design you might find an attractive figured wall covering but, even so, unless your living room is large, it will not be suitable. Plain papers are unobtrusive and you never tire of them. They always form a pleasing background for pictures. Good ingrain, burlap, felt and oatmeal papers are always in good taste.

The Hope Chest

Washable wall paints are now on the market that are inexpensive and so easily manipulated that you can apply them yourself. Wood paneled walls are beautiful, especially in the living room, but, unfortunately, they are costly. Even the cheaper woods, which look well when painted, require the services of a skilled artisan to finish them, so unless you own your home they are hardly advisable.

The Curtain Problem

Much of the success of your living room will depend on your windows and their hangings. They are a dominant factor in creating a real home atmosphere. Until you have hung your curtains your room will be bleak and drear.

A curtain has three purposes: First, to assure privacy; second, to soften the light; third, to lend definite beauty to a room. One interior decorator likens a room to a picture. The furniture being most prominent, is the foreground, the curtains the middle distance, and the walls and ceilings the background. If the rules of harmony, balance and rhythm are observed there is complete continuity, with the curtains acting as the connecting link between walls and furniture. Curtains lend the final note of grace and beauty to the picture.

Hangings for Narrow Windows

You can seemingly alter the architectural structure of a room with curtains, or even change the effect of the windows. For example, should your windows be too narrow, place the hangings beyond the edge of the window open-

Your Living Room

ing, thus completely covering the woodwork. This is a practical method of covering unsightly woodwork. Usually it is unwise to cover the woodwork, as it is necessary to keep the window part of the architecture of the room.

Value of Side Drapes

Should your ceiling be too low, you may add to its apparent height by hanging the side drapes in straight lines and making them of sufficient length to reach two feet below the window sill. The width of side drapes depends on the quality of the fabric used. Heavy materials may be eighteen inches in width. Softer materials will look better to be wider. A valance has a tendency to broaden the appearance of a window.

In a living room it is rarely necessary to use roller shades. They have no decorative value and tend to keep out the sunshine which is necessary to a healthy existence. Glooms and germs thrive in shade; better faded furniture than a family of invalids. Should you desire privacy, hang your side drapes on a separate rod, attaching the tops of the curtains to the rod with rings. On the upper middle edge of each drop sew a cord. Continue this cord through the rings of the opposite curtain and let it hang down the outer edge. To its end attach a tassel. Arrange a similar cord to the other curtain. With the aid of these cords you can draw your curtains together at night.

Avoid the Sash Curtain

Never use what is commonly known as sash curtains. They always detract from any room, except the kitchen.

The Hope Chest

Here they may be at times a necessary evil. Let the curtains hang in straight lines. Make their lower hem to reach the window sill, never hang below. All glass curtains should be divided in the middle. They are more attractive so fashioned and more easily laundered. Make them one and one-half the width of the window. This will give the desired fullness. Use two-inch hems, plain or hemstitched.

As to Curtain Rods

Hang glass curtains on the most inconspicuous of white enameled metal rods. White spiral metal rods are also practical. Hang the side drapes from wooden rods, painted or finished to match the woodwork of the room.

Before purchasing materials for curtains, look in two places: first, the upholstery department, and second, the dress goods department. Frequently you can find what you want in the latter place, where it will cost much less.

Make Your Own Hangings

Should you be a bride with a limited purse, make your curtains. You will save at least one-third the price of ready-made ones. Ecru or white net voile, marquissette, scrim or figured grenadine each will make soft, graceful glass curtains, quite suitable for even the most pretentious living room. For side drapes your choice will, of course, depend on your furnishings. English glazed chintz, domestic or imported linens, woolen reps and cretonnes all are attractive. Velours and tapestries are beautiful but costly.

Your Living Room

Should you have little money and require curtains, let us suggest for side drapes a material well worthy of any time you may expend on it—plain unbleached muslin. Before laughing at the idea, think of the interesting weave of this plebeian muslin. Isn't it delightfully uneven? All that is necessary is a package of dye and you can with little effort make it match the dominant note of any color scheme. Such curtains have real artistic worth. They will be a charming addition to any living room. Never use figured draperies with figured walls. Always adhere to the rule of plain walls and figured draperies, or plain materials and figured walls.

Interesting Floor Coverings

Shall it be rugs or carpets? A few years ago we should unhesitatingly have answered, rugs. Now the vacuum cleaner makes it possible to answer, either. Both have certain advantages to recommend them. Whichever your choice may be, when selecting a covering for your living room, keep in mind three things—durability, design and color. You are selecting the groundwork upon which to build your room. The dominant note of color of a rug may suggest the color scheme upon which you develop your room. The quietest floors, those in tones that blend with the walls, are the most satisfying. They are the kind that you rarely notice, but the kind with which you will enjoy living. Plain walls and figured floor coverings, or vice versa, are always in good taste.

Do not lament if you cannot have a Persian rug in your new home. Be content with a domestic one, for

The Hope Chest

should your home be simply and modestly furnished, such a rug would prove a painful contrast. Oriental rugs, while beautiful and fascinating, frequently mar the harmony of a room. Some of them have intense coloring, so intense, in fact, that would you keep the proper tone balance, you would have to change your entire color scheme.

The Choice of Rugs

Never select a rug of vivid hue. Such a rug seemingly rises up to meet you and is never restful. Plain Wilton rugs will stand a great deal of wear and are attractive. Chenille mohair rugs, woven after the weave of the hand tufted rugs of Scotland, are made of fine wool and are well worthy of a place in any room. Scotch rugs made of wool are reversible and unusually artistic in design or, more frequently, lack of design, as the plain ones predominate and are the most attractive. It is well to search thoroughly for a floor covering for so important a room as the living room. Take time to think over what you have seen and compare qualities, designs and prices. You know you live with a carpet more than a few months, frequently more than a few years.

Pleasing Color Schemes

If you are a girl with an instinctive color sense, all will be well, but should you not have this sense, you can learn. There is no hard and fast rule to guide you in the number of colors to use in your living room. Of course, the less you know about color, the fewer you can combine. Three colors make an interesting room and are the safest number

Your Living Room

for an amateur to handle. The following three schemes all are attractive, when properly developed :

The first is a gray and mulberry combination. Use pale gray for your standing woodwork, a trifle lighter gray for the walls and ceilings, a plain dark gray rug, and some roomy willow chairs painted to match the woodwork, and a plain mulberry covered sofa and fireside chair. With these use figured mulberry hangings, preferably a design with an accent of black. Brass candlesticks will be necessary to introduce a note of gold, and a piece or two of pottery of darker hue than the hangings will complete the effect. A room so decorated will be both restful and cheerful.

Blue, Yellow and Red

The second color scheme is that ever popular decorative trio, blue, yellow and red. Of course, the colors must be modified. French blue, old gold and maroon will be attractive. A dash of reddish purple, possibly a bowl of purple morning-glories or violets, will be charming in such an environment.

As a third suggestion you may try tan and old gold with a note of blue or green. Should you choose blue, a bowl of scarlet flowers would lend a merry touch of red, but if you select green, leave out the red.

These combinations are suitable for any sized room and can be developed from simple or elaborate materials, depending on your purse.

A lamp, candlestick, or wall fixture must be beautiful in itself to be really successful. The soft glow of night

The Hope Chest

makes everything more beautiful, but the real test of a lamp is its effect in bright sunlight.

Today, even in the country, electricity is not only possible but practical. Electric wires are unobtrusive and can be carried through the smallest hole in a jar or vase, so there is really no excuse for a lack of reading lights.

The Living Room Lights

In arranging lights it is well to know that if your room is decorated in dark colors, the light will be more readily absorbed than if decorated in light colors. This fact must guide you in placing your lighting fixtures. Side brackets are practical and even the least expensive are usually well designed. The chandelier found in the center of the average living room, is seldom a thing of beauty. If you have a landlord, use your persuasive powers and ask him to remove it. Your side fixtures and a lamp or two will be sufficient. There will be many occasions when the fire glow and the candles will give all the light necessary.

Home-Made Lamps

Lamps are costly as lamps, but pottery jars which can be easily converted into lamps are not prohibitive in price. Hunt through the shops for a one-tone pottery vase—orange or mulberry ones are beautiful. If your purse permits, crackle ware always is desirable. A really worthwhile lamp can be made from a stone pickle crock, such as you will likely find in your mother's cellar. All that is necessary to convert this old gray jar into a really attractive lamp, is to place a few daubs of oil paint upon its surface.

Your Living Room

Squeeze small portions of paint from the tube, here and there over the jar, and with the tip of your finger rub the paint into its surface. Use a rotary motion and you will get an unusual color effect. You can use three tones of the same color, or tones of contrasting color. When you have finished place the jar in some closet, as far as possible removed from dust. It will take it at least ten days to dry, but when you bring it forth you will be surprised at its sheer beauty. Such a jar will make a beautiful base for a lamp.

Inexpensive Shades

You can easily make a shirred silk shade, finishing the edge with guimpe or fringe. Or you can purchase or paint a parchment shade. A plain oil parchment shade is attractive when finished with black and gold guimpe.

Should you feel that this shade requires an extra decoration, draw a parallel band one-half inch wide about the top and bottom, and paint this with black water-proof ink.

Floor lamps, when designed on graceful lines, are attractive. When of proper height they are useful as reading lamps. Be careful in selecting floor lamps to choose a conservative design, as so many of these lamps are too ornate, especially the shades.

Choice of Furniture

Did you ever think just what you would want in your living room if cost did not enter into the plan? If so, would these things, could you have them, be truly suitable for the living room of your new home? Probably not. When the

The Hope Chest

family income grows larger and your home becomes more pretentious, they will be in keeping, but now in your first living room choose only things that are suitable. Those other things will come one at a time as your income makes them possible. Even now buy slowly, with the idea of comfort first and always.

Get big, welcoming chairs and a long sofa, a table, and, if possible, a bench, with perhaps a picture, some candlesticks and a place to write, a clock and some pottery. These will be all.

Always beware of sets. Individual pieces, when chosen with care, will give you daily satisfaction.

Should you have a piano, place it so that it does not dominate the room. Put the sofa near the fire and beside the sofa, usually at one end, a small table for a lamp, or a tea tray or a bowl of flowers.

Selecting Your Table

Should your room be large, a table designed in the English refectory style will be attractive. If not, a gate-leg table will be what you will need. A large, roomy, winged fireside chair and a willow chair or two, painted to harmonize with the woodwork, should be cushioned with the same material as the draperies. Some low open shelves, built along the wall and finished like the rest of the woodwork, will be necessary. Open shelves are comfortable and also practical in these days of vacuum cleaners and their contents give an added note of color to a room, as well as friendly greeting. Later you may add a highboy and the willow chairs can be transferred to your summer camp

Your Living Room

and the plain writing table of your first room be supplanted by a real Chippendale desk. But aim to keep your first room simple. A growing fern or a pot of geraniums is cheerful and friendly.

The Pictures Must Be Good

Among your wedding gifts there probably will be pictures. Frequently they have been selected by a relative or friend, or perhaps some enterprising salesman, with little knowledge of art. If you are sensible you will place all art monstrosities you receive in your guest room and when a guest arrives other than the donor you can remove them to some closet. Never mar the walls of your living room with them, for the lack of culture and refinement in a home is more often revealed by a poor choice of pictures than in any other way.

If your new home does not boast of a library and you are the possessor of an ancestral portrait or two, you simply must hang them in your living room. Photographs should never be placed in so public a place. The casual caller is not interested in them and they have no artistic value to recommend them.

Use Care in Hanging

Etchings, photogravures and sepia prints are appropriate in a living room. Large pictures require large wall spaces. Never hang a small picture near a large one; rather group small pictures together. In hanging pictures, color should be kept in mind. It makes a more pleasing effect to group sepia tints together. This same rule applies to water

The Hope Chest

colors. For example, a water color would not be well placed if hung in close proximity to a sepia tint and an engraving, but a group of three water colors would be attractive. You must also consider light when you hang pictures. This is especially necessary when placing paintings done in oil.

Joy in Jap Prints

Japanese prints are beginning to be appreciated by other folk than artists. Perhaps it is because we are learning more about them that we care so much. They seem surrounded by an atmosphere of mystery that appeals to each of us in a different way. These prints are very useful in introducing a note of color in a room. It adds to the appearance of a group to have the frames alike. Generally speaking, the frame should match the darkest tone in the picture. Mats are rarely necessary. The width of the frame depends on the subject of the picture. If it be big and bold, such as a powerful body of water, a number of trees or a mountain, then it will be necessary to use a wide substantial frame, but should it be a Japanese print of a moon and a bird, make the frame a mere boundary line.

Level with the Eye

A safe rule to follow in hanging pictures is to keep them on a level with the eye, so they may be inspected with comfort. Heavy pictures should be suspended from a molding and then by two parallel lines. Silk cords to match the wall covering are best suited for this purpose.

Your Living Room

Wire can be used but it should be painted the same color as the wall.

Pictures are not so much a feature of good decoration as they were a few years ago. They have been carried to excess. We have learned to realize the beauty of plain walls. This does not mean that we care less for real works of art but it means we care less for the mediocre.

Should you be the happy possessor of a piece of tapestry, hang it above a hand-carved Italian treasure chest and should you also have a polychrome torcher, place it near the chest. Such a combination will make a most beautiful unit of form.

Clocks as Companions

An open fire and a ticking clock lend personality and life to any room. A clock is companionable and it seemingly enters into all our moods and tenses. If we be merry, it cheerfully notes each passing minute, or if we be in quiet mood, its dreamy tick-tock keeps pace with our thoughts. Clocks have ever held the attention of both artist and poet.

A clock should have a definite environment. The colonial clock requires a colonial room. What could be more pleasing than an old mahogany banjo clock or a modern reproduction in polychrome or gilt, hung above a mahogany console table on which rests two mahogany or brass candlesticks?

The Temperamental Clock

A French clock, with its plain glass sides, is one of which we never tire, but like the people who designed it,

The Hope Chest

it is temperamental, and utterly refuses to go if disturbed or set upon a shelf that is not absolutely level.

We hope that some day you will have a grandfather's clock — not a huge modern reproduction, but rather one fashioned after the graceful lines of the real clocks of the Revolutionary period and also may you have a stairway in keeping with such a treasure.

Never hang a wall clock too high; place it where you can look it squarely in the face.

*“Better is a dinner of herbs where love is, than a
stalled ox and hatred therewith”*



CHAPTER IV

Your Dining Room

YOUR DINING ROOM should not be a room set apart, which you enter three times each day to partake of food. Should your home be a bungalow, your dining room may be a corner of your living room, for in such a case one large room will be more satisfying than the same space divided into two rooms of meagre size. Or, if you live high up in some city apartment, you may have a combination kitchenette and breakfast room, which, if it be cheerful, will be quite sufficient.

Again, you may have a huge dining room in some far-away farm, where you eat your meals to the accompaniment of the birds, and from the windows gaze out over the summer hills.

The Hope Chest

Wherever your room may be, light toned walls, flowers and sunshine are more important than carved oak beams, storied paintings, or furniture that has come down through several generations.

Two Things to Consider

Two things must be considered when you plan a dining room — light and ventilation. If you would have it beautiful, keep your dining room simple. There is a certain formality about this room that must be retained. A table and chairs it must have, consoles or cupboards may prove welcome additions, but as soon as you place within its four walls pictures and an endless variety of cut glass and china, it will lose its simplicity and thus will vanish its charm.

If you keep it orderly and the furniture so placed that you do not break the laws of balance, and its walls are unadorned, and your silver and glass reside on shelves of your cupboard, this room though modestly furnished will be dignified and beautiful. Here space will count for much. In most rooms sets are to be avoided, but not so in the dining room. There is much decorative value in a pair of candlesticks, a pair of porcelain jars, or a pair of side tables.

A Decorator's Suggestion

One well-known decorator suggests drawing imaginary lines from corner to corner of your dining room, and at the intersection of these diagonal lines place your table. Should your room have a long, low window across one wall, place consoles against the opposite wall. This ar-

Your Dining Room

rangement preserves the balance. Should there be no long, low window, but a fireplace with a mirror above, place the console against the opposite wall. This law of balance is important.

The Breakfast Nook

A breakfast nook in lieu of a dining hall is rather far removed but most attractive on a winter morning! Hot cakes on the electric griddle made while you eat! Many small apartments consist of a living room, bedroom, kitchenette and bath. This means a breakfast nook — small, but adequate. All that is necessary are two wooden benches, preferably with high backs, and ends fashioned like church pews. These are usually placed on either side of a window. These seats are about five feet long. Between the seats is placed the table. It may be a plain pine table or an old-fashioned ironing board table, which later on, when the little house materializes, can be used as a most attractive settle for porch or hall. Paint the three pieces of furniture that comprise this breakfast nook a deep cream, use blue and white Japanese runners, which are easily laundered, and undecorated cream-colored lustre ware, and you will have a most attractive though diminutive dining room. You will have sufficient room for an electric grill and percolator, which will mean that you can not only eat, but cook your food, and entertain a guest or two.

A Practical Combination

The combination dining room and living room is both simple and practical. All that is necessary is to have two

The Hope Chest

consoles that can be placed together to form a large table when in use and four comfortable, straight-back chairs, that when not on dining room service will lend a bide-a-while air to your living room, and a tea wagon. Of course, all dishes and, in fact, anything suggestive of meals, must be kept in your kitchen or pantry. The tables can be placed against the wall when not in use and may be decorated with a bowl of flowers or a growing plant.

The Stately Dining Room

If you have some dining room pieces of colonial walnut or mahogany, you should be happy in its possession. About even one piece of such furniture you can build a beautiful room. Paper your walls with a colonial landscape design. Such a paper gives a room an atmosphere of the days of long ago. It is quaint and, because of its color, cheerful. You will not tire of such a design. Paint the woodwork cream or white, curtain the windows in white voile hung in straight folds against the glass. Side drapes will be unnecessary, but should you feel you must have them, make them of linen of some plain color. Choose linen of a weave resembling the hand woven kind of colonial times.

Colonial Cupboards Are Good

Build, if possible, two colonial cupboards. Consult your architect about their arrangements; he will understand placing them so that they become a part of the room. Paint them to match the rest of the woodwork. An open fire will lend a touch of color, and shed a glow of warmth.

Your Dining Room

Over the fireplace hang a gold framed colonial mirror, and on the mantel shelf place a china dog in the center, with a candlestick of brass on either end. On the floor place a circular plaited rug, which may be of cotton or silk. In such an atmosphere your furniture will be in its proper environment and you will have a room that satisfies.

The Joy of China

China will be one of your most prized possessions. Its selection will be largely a matter of individual taste and the size of your purse. For years the French manufactured the most coveted of all china and even now, while we have many newer chinas that the artists are favoring, the French china retains its popularity.

The English furnaces are producing fascinating porcelains. The quality of these new varieties resembles the older English bone china. Much of the English china has a deep cream background, upon which are strewn sprigs of the quaintest posies, or perhaps an irresistible pheasant will spread his wings across each plate. The colors of this china are true and the glaze is unusually good and we are assured that it does not chip.

Charming and Individual

There is much that is individual and charming about the English china. Many of the plates are of octagon design. The cups are squatty, and some of them also have eight sides. Others have tall graceful handles reaching up above the cups. And the pitchers are a real joy.

In purchasing your first china do not be misled by the

The Hope Chest

attractive advertisements of the hundred-piece set. Much of such a set you would never use. Rather purchase by courses from stock patterns. Eight is usually a sufficient quantity but if you must keep it in a kitchenette, four may be all you will require. Such a number will, however, limit you to only two guests at one time.

When you are browsing about the china departments, do look at the lustre china. It is literally radiant. It can be had in almost any color. The yellow and turquoise blue are both beautiful. This china will be just what you want if you have a breakfast room or for your tea-table, and it is inexpensive.

The Cup That Cheers

Everybody cannot make a cup of tea; but the English women! They have the secret! They love to tell us, "Care is the price of a good cup of tea."

Never keep the tea in an open container, rather keep it in a glass or china vessel after opening it. An old English saying is, "Tea breweth best in a brown teapot."

Bear in mind that water for tea must be boiled quickly, never stewed; a mere detail but important. Water is boiling when the entire surface of the kettle is covered with bubbles, not just one side. Tea must never boil; it should steep for three minutes, then be served very hot.

The Useful Tea Cozy

Be sure to make a tea cozy, with which to cover your teapot when it stands on your tea carriage ready to be served. Daintiness is the keynote of all tea cozies, so make

Your Dining Room

the outside cover one that can be laundered. The foundation may be of lamb's wool or silk to match the color of your china and the covering of filet lace or swiss. Any material of sufficient sheerness to reveal the underlying color will do.

Hot Chocolate

Hot chocolate is always right for a cold night.

This needn't be an expensive sort of refreshment. Whipped cream is nice, but isn't a necessary luxury. There is an easier way, and not nearly so expensive.

Use milk in place of cream in your chocolate or cocoa, and just before removing it from the fire, beat it vigorously with an egg beater. The effect will be almost the same as if you had used whipped cream. If you care to serve small cakes with your hot chocolate, you can spend on them the pennies you saved on the cream. Oatmeal cookies are always liked.

OATMEAL MACAROONS

1 egg	2 cups rolled oats
$\frac{3}{4}$ cup sugar	2 teaspoonfuls baking powder
1 tablespoonful butter	$\frac{1}{4}$ cup syrup
$\frac{1}{2}$ teaspoonful salt	1 teaspoonful lemon extract


Beat sugar with melted butter, add well beaten egg yolk, syrup, oatmeal and salt. Add to this well beaten white of egg, lemon extract, and baking powder. Mix well and drop one-half teaspoonful for each macaroon, in well greased pan. Bake about ten minutes, and let cool in pan before removing.

This recipe is one of the culinary trophies taught us during war times, but is good enough for any time.

The Hope Chest

You will enjoy a dining room in the open. Fix up your side or back porch, for the open-air dining room must be in close proximity to the kitchen. Its furnishings should be few and simple. Cover the floor with an inlaid linoleum of a large black-and-white tile effect. Use any round table and paint it a soft gray. Also paint four ladder-back straight chairs the same color. These chairs can be purchased unfinished among porch furniture. On each round of the ladder-back paint a nosegay. With this furniture use plain linen doilies or runners, decorated with the same design of nosegay done in cross-stitch. Use china decorated with small sprigs of flowers. As a centre piece a low bowl of field daisies or larkspur will be lovely. Such a room, if framed in wistaria or climbing roses, will be irresistible.

*“Don't turn out no sich cookin' as is first aid to
de undertaker”*



CHAPTER V

Polly, Put the Kettle On

IF YOU have dreamed of a blue and white kitchen, or a reproduction of a Dutch one, then plan a little and hunt through the household departments of the stores before you buy a single thing.

The first requisite of an ideal kitchen is sunshine. If your kitchen is dark and tucked up under the eaves of a city apartment, you can at least make it bright. If you are a bride with many ideas and few dollars, do not be discouraged. Never buy makeshifts; rather do without at first and practice "watchful waiting." Haunt sales and read advertisements.

One thing we solemnly advise—insist on an inlaid linoleum to cover the entire kitchen floor. The patterns that have been designed to represent Dutch tiles are a good

The Hope Chest

choice. If your kitchen has a northern exposure or is shaded by a near-by building, as is often the way of city kitchens, then you must introduce your notes of sunshine. A white and yellow color scheme is excellent. Try cream walls and woodwork, yellow and white tiled linoleum, and the necessary furniture painted yellow and white, with trimmings of burnt orange.

Strict Utility Here

Select only furniture that is absolutely necessary. An easy chair, rockerless, of course, and a stool the exact height to fit an enameled top table, will be sufficient seating capacity for you. A kitchen cabinet is indispensable.

Keep *time* in mind when you plan your kitchen. Spell it with capital letters, for remember time saved in the kitchen means leisure to be spent in the garden and living room. One phrase that might almost be called a kitchen slogan is, "Two shelves for every kitchen." On one is a clock and clock only, and on the other will be your cook books and card index of recipes, and the popular novel you will want to read while waiting for the cake to brown. Do not place the clock near the stove, as the steam from the cooking will rust the works of the clock.

Do It Electrically

If you would be modern, do it electrically. The writers were in a quandary as to how to place the following suggestions, because, as Aunt Hannah said when she was asked how she made her wonderful pound cake, "I'se use a lapful of eggs and an all overishness of butter," and so

Polly, Put the Kettle On

house furnishings might be described as so many tables, so many chairs, so many dishes and "an all overishness" of electricity.

The Electric Grill

Is there a room in the house that is complete without its electric device? Even your boudoir, if you be a straight-haired maiden who would be curly, will have an electric curling iron. Our grandmothers believed that home-keeping hearts were happiest and home was where they stayed. We believe *that* as well as they did, but somehow we don't stay at home waiting for fires to draw and kettles to bubble forth in joyous melody. No, indeed, and yet we pride ourselves in a well-appointed table laden with well-cooked food. With an electric grill we can even prepare an entire meal on the table. We hope every bride that did not have the forethought to pack one of these useful little helps to good housekeeping away in some recess of her hope chest will number one among her wedding presents.

It Makes for Companionship

Think what it will mean on some wintry morning not to have to stand waiting and watching the pot that seemingly never will boil on the range, while your heart is with the man in the dining room awaiting patiently, as is the way of grooms, his coffee and eggs! With an electric grill the coffee and eggs will be finishing right in your view while you eat your cereal together. Then think how cozy it will be to come home after the play and have some creamed oysters on toast rather than go to the cafe with all the rest of the folks.

The Hope Chest

Aside from all the things you have and do not need, and all the things you long for and do not have, do let us urge you to have and use an oaken plank. It will make possible a whole meal on one dish, which means less dish washing and a wealth of fragrant, savory food. Once you acquire the plank habit you will adhere to it with more tenacity than you do to your roasting pan.

The Right Kind of Plank

Select a plank eleven inches in diameter. Insist on one with a deep groove that leads to a shallow well at one end in which gathers the most delectable gravy. After using wash the plank with hot soapy water. With care it can easily be kept clean. The longer the plank is in use the better it will seem. The fat will penetrate the innermost recesses of the wood and you will find you will need less and less fat as time goes on.

Rub a new plank with lard and place it in the oven. When it is smoking hot it is ready for the fish or the steak and vegetables. When one side of the fish or meat is brown remove the plank from the oven, turn the contents, arrange the potatoes or other vegetables about the edge and replace the plank in the oven to complete the cooking. By the time the meat is brown the vegetables will be tender and appetizing.

Pressure Cooking

A whole kitchen kettle equipment may be had in one wonderful utensil — a pressure cooker. Think of a kettle that will roast meats in one-third the usual time, cook cereal more palatably in one-third less time or even cook an entire meal!

Polly, Put the Kettle On

A pressure cooker insures a real saving of time, fuel and food. It is modern and practical. The initial cost may seem considerable, but it will in a short time pay for itself in the reduction it will make possible in fuel bills.

Such a cooker, being made of aluminum, is easily handled and cleaned and it has no intricate parts to get out of order. It has a safety valve, which insures against all possibility of an explosion. One of these cookers in your kitchen will go a long way in keeping the digestion of your family healthy.

All for the Kitchen

There are even fashions in dishpans. Once the popular pan was round and exasperatingly wobbly in the average sink. Now it is oblong and motionless. The new dishpan is a real comfort. It is made of aluminum, is light in weight, and durable.

Some wise woman has invented stainless steel knives. Think what it will mean to prepare acid grape fruit and not as an aftermath have a seance with the scouring cloth! These knives cost about the same as any other knife of the same grade.

Purchase a carborundum knife sharpener. They are far superior to a steel and much easier to use.


Select an aluminum griddle. It will require no greasing, will not chip as will a soapstone one, will be light to

The Hope Chest

handle, and easily kept clean. Remember, if you would have your griddle fulfill its capacity for usefulness, to heat it slowly.

Metallic pan cloths and mops are indispensable and they are just as easy to keep clean as the usual cotton varieties.

*“Ken when to spend, and when to spare,
And when to buy, and you’ll ne’er be bare”*



CHAPTER VI

The Art of Marketing

QHE WHO makes an art of her housekeeping, recognizes the importance of marketing. It is worth while to have your husband content and well; never to have him longing for the table of his home to be as attractive and appetizing as the one at his club or the cafe he patronizes. On your market basket and preparation of food will largely depend the amount of soda mints he will buy. Greasy, fried foods and smiles will not keep company very long.

To the modern woman, whose housekeeping means partnership, there is great satisfaction in doubling dollars by spending them carefully. Price is not an infallible cri-

The Hope Chest

terion of food. The order we send by telephone is the one for which we generally pay the biggest price. There is a fascination about package goods, but a fancy package usually means less of the product; however, the cleanliness of handling them many times will compensate for the loss in quantity.

Watch Your Weights

In marketing it is well to watch weights and measures. It is justice to yourself and to your dealer to occasionally take time to weigh or measure your purchases after you get them home. We ought to be as careful to see that we do not cheat ourselves as that we do not cheat our neighbors.

The thermometer will regulate your buying, for summer and winter foods should differ greatly. If you are to keep your family happy and well, you must study variety. There must be phosphates for bone, and nitrogen for nerves, and carbonates for tissue building, and variety in all for pleasure in the eating and comfort in the digesting.

A good book on diet will be helpful. One of the newest and best is "Eating to Live Long," by Dr. William Henry Porter.

Marketing for Meat

Since meat is fundamentally the backbone of every dinner, it is perhaps of paramount importance. The very best, even if not the most pleasant way, to go meat marketing, is to go yourself to the meat market and learn. Here are some tested and proven suggestions.

Good beef has a fine grain, is firm, and the fat is light

The Art of Marketing

creamy in color. Never buy beef with deep yellow fat. The smaller the bones for the size of the beef, the better the grade. Steaks, while seemingly most expensive, are really economical, as there is little waste to them. Do not feel that you must confine your beef purchases to sirloin steaks and rib roasts. Delicious stews and pot roasts can be made from less expensive cuts.

As to Lamb and Mutton

Leg of lamb is a satisfactory roast. Shoulder of lamb is good and not so expensive as the leg. When buying mutton never select any that has soft yellow fat and stringy meat, for you can depend upon it these are both signs of inferior quality. The better grade mutton has white fat and the meat is a firm and rather dark red. Mutton and lamb are nutritious and easily digested.

Pork is not easily digested, but in order to vary your menu an occasional loin roast of pork or a slice of ham will be welcome. In buying bacon, which, of course, you will need for our American bacon-and-egg breakfast, choose the sliced bacon, as it is more easily handled.

Fish for Food

Most men like fish. Not every one can sit in a boat under a leafy canopy and catch silvery trout, but the fish you buy will largely be determined by the locality in which you live, and those caught near your home are likely to be fresher and cheaper. Inland sections of the country have the whitefish, pike, herring, perch and other fresh water varieties. If you live near the sea coast you usually

The Hope Chest

can buy from early in the spring until late winter, fresh mackerel, sea bass, weakfish, porgy, butterfish and mullet.

The freshness of the fish may be determined when marketing by the brightness of the eyes, the redness of the gills, and the firmness of the flesh, especially along the backbone. These are infallible tests. Dead-looking eyes and bloodless gills mean stale fish. Never let your fish dealer sell you a stale fish.

The Vegetable Market

In the vegetable market you will find much food for thought. If your table is to be supplied healthfully and economically, you must give vegetables much room. You will be decidedly better off financially if your menu shall be largely vegetable during the seasons when they are growing in your midst.

A good cook can be almost independent of her butcher should she want to, for there is usually such an abundance and variety of green stuffs. You are fortunate if your green vegetables come direct to you from a farm or garden in the summer time, but if not, a good rule to judge by is the freshness of their leaves.

Demand Fresh Vegetables

Stale vegetables, beside having lost their flavor, have also lost some of their nutritive principles, and their cellulose casings toughen with age and resist the digestive juices.

Insist on fresh vegetables; then keep them in the refrigerator until used. Cold water will help to freshen the leaf vegetables if they are withered. Lemon juice or a table-

The Art of Marketing

spoonful of vinegar to a quart of cold water will help to restore withered lettuce leaves.

The buying of potatoes and onions in quantity for winter use will largely depend upon your storage capacity. If you can store them in a dry, cool place, buy them in quantity; it is usually the way of economy.

Choosing Cheese

It would almost pay the women's colleges that aim to teach all a girl needs to know, to add a course on cheese marketing. Possibly it would help you more just now to have taken this course than to know that the perimeters of two similar polygons have the same ratio as any two corresponding sides. You see there are almost as many varieties of cheese as there are theorems in geometry.

As a Substitute for Meat

Right here in America we make good Edam, Camembert, Brie, pineapple, Swiss, a few varieties of spiced cheese, and different kinds of cream cheese. Everywhere we are beginning to adopt the French custom of serving cheese as a fillip to the appetite at the end of a meal. Men generally are fond of cheese. Our scientists assure us that cheese is almost twice as nutritious as the average meat dish. It is certainly a true and safe meat substitute. The piquant combinations to which cheese is adapted will add a new flavor to many an everyday dish. On the table, in the sandwich, with the salad, in the casserole—it has many possibilities, either as a food by itself, or as a delicious flavoring.

The Hope Chest

Go to a reliable cheese merchant sometime and have him tell you all about the different varieties of cheese. It will be worth the while and help you ever afterward in your marketing.

The Value of Nuts

Don't let the squirrels eat all the nuts! It is a mistake to depend solely on meats and butter for fats, for nuts are also a fat-supplying food. We are beginning to learn their value, for now great forests of coco-palms and paper shell pecans have been planted in Florida, California, and the Carolinas. In the tropics nuts are a food and not a candy or confection accessory, as we so often regard them. Nuts are less expensive than meat; fresh they must be, but nutritious and delicious they surely are, so go a-marketing for nuts.

The cheap, ever-with-us peanut is valued as worth three times its weight in round steak, four times its weight in eggs, seven times its weight in potatoes, and twice its weight in bread. Peanut butter is greatly improved by adding, just before using it, enough cream to make it the consistency of mayonnaise dressing. As a sandwich filling, or a filling for stuffed dates, it is economical, nutritious, and generally regarded as delicious.

To Blanch Almonds

It is easy work to take a pound of almonds or peanuts, shell, pour a little boiling water over them, rub off the brown skin, put them into the oven, shaking them frequently that they may brown equally, pour over them a

The Art of Marketing

little olive oil and sprinkle them with fine salt, and—well, no matter how many you eat, you always want one more.

Can You Can?

We will suppose that you have charm, good breeding and good looks—but can you can? If you are thinking of adding canning to your other household virtues, go marketing for choice fruit, for you will find it a hard task to make good canned fruit out of poor fresh fruit. Take time to sterilize all cans and can tops by boiling before you begin canning and you will have no mold on the top of the fruit in the jars.

But if you are blissfully ignorant of canning and can't can, you can buy a can of almost all edible foods, and such effective war has been waged against the preservatives formerly used by commercial canners, that now with assurance you can use canned goods free from injurious preservatives. Canned goods may not always possess the gastronomic equivalent of fresh foods, but among vegetables peas and tomatoes, and among fruits apricots and peaches retain most of the fine flavor of the garden and orchard. You will find, when unexpected guests arrive, that a well-stocked pantry of canned goods, domestic and commercial, is a treasure house.

Delicatessen Dainties

Only one of every seventeen American families are said to keep servants, so if you are one of the sixteen you will sometimes find a delicatessen store a friend in need, but viewed in its most favorable light it is not healthful


The Hope Chest

or economical to live regularly on prepared foods such as one ordinarily finds in a delicatessen store.

We are drifting more and more away from a purely domestic life, and the right-here-ness of food ready to set on the table may mean time gained to attend a club meeting or a concert. If you find yourself all run-down-at-the-heels physically and mentally, it might be better to patronize the delicatessen than miss the concert, but do not do this regularly.

Be discriminating in your selection of such a store. Good home cooking can rarely be found outside of the home. Sometimes a woman who unexpectedly must work out her own economic independence runs one of these stores where only pure foods are sold.

*“To each, to all, a fair goodnight,
And pleasing dreams, and slumbers light”*



CHAPTER VII

Your Bedroom

THIS IS the one room in your new home that can be considered a law unto itself. You may make of it what you will, have it frivolous and gay or quiet and dignified, but to be successful you must keep it dainty and restful.

A bedroom should be light and cheerful by day and night. It must be well ventilated and have sufficient drawer and closet space. A medium-sized bedroom and an adjoining dressing room is the most comfortable arrangement but in this day of rented houses and apartments, where every inch of space must yield its return in dollars and cents, the dressing room may not be practical.

The Hope Chest

If necessary to make your bedroom light, introduce your own sunshine by adopting a yellow color scheme. One bride we know, with an abundance of good ideas but little cash, did this not only theoretically but literally. She was purchasing agent, seamstress and decorator. She painted the woodwork of her room an old ivory and chose a yellow flowered covering for the walls. This paper was designed after one of the quaint old chintzes of a few decades ago. She cut and sewed sufficient rags and dyed them a dull gray. These she had woven into a most durable rug.

A Delightful Room

She next purchased two plain white enameled beds, the kind that are known in the stores as maids' beds. At a second-hand shop she purchased a mission bureau with a square glass attached. This she removed. She also bought two small tables, one just large enough to hold a candle, clock and water bottle. The other was an oblong table with a drawer. A plain mission chiffonier was also secured at the same place. These, with two chairs, one straight-backed cane-seated chair and a willow, winged chair, completed the furniture for this delightful room.

Gray-Painted Furniture

She painted all the furniture a soft yellow gray, several tones lighter than the rug. The mirror, which she had removed from its permanent moorings, she hung above the dresser—flat against the wall. Another mirror was hung in the same way above the oblong dressing table.

Your Bedroom

Yellow kiddie cloth was made into attractive bed spreads. It so closely resembled linen that you had to examine it to detect the difference. Her window drapes were fashioned from the same material. Both drapes and spreads were bordered in gray sateen to match the furniture. The glass curtains were of cream-colored net. On each window sill, in a gray flowerpot blossomed two cheerful little yellow primroses.

The bride and her husband were delighted with what she had achieved, for she had created a room that surpassed in beauty many that cost five times as much.

When You Purchase a Bed

A bed is a piece of furniture about which you build the scheme of your room. The old monstrosities of grandmother's time have disappeared forever and the brass variety are fast following in their wake. The latter were clean and frequently built along good lines, but being brass they clashed with most color schemes. Now we have a revival of the colonial four-post beds. In a colonial environment one of these beds is most beautiful.

Simple and Harmonious

A simple enameled bed of pleasing tones is preferable to many more expensive varieties. There are also many beds on the market of simple straight lines made of wood. These can be painted to harmonize with any color scheme.

While the design of the bed is of importance, the springs and mattress should be given due consideration. Good springs and mattress cost more than a few dollars,

The Hope Chest

but they are worth every dollar they cost. If you must economize, do not begin with the mattress. A good hair-filled mattress will outwear many times the cotton-filled variety and will be proportionately more comfortable.

Furniture You Must Have

What a joy to be the possessor of a fine walnut highboy or a chest of drawers, surmounted with a gilt frame colonial mirror hung flat against the wall! Surely such pieces are worth waiting and searching for. If you do not have room for two such large pieces of furniture, select the highboy and with it a small dressing-table, or if you can only have one, of course it must be the chest of drawers or a bureau, as this offers the necessary drawer space and provides a mirror as well.

A cheval-glass is a comfort but not a necessity. A large unframed mirror can be attached to a door and will prove just as useful.

Two willow chairs, painted to match the woodwork of the room and curtained in gay chintz, will be sufficient, but a footstool will be an added comfort.

Good Light Essential

Place your bureau or dressing-table where it will have a good light both during the day and evening. If it stands between windows it will have ample light by day and two side lights of electricity should be placed so as to provide the necessary night light.


Never keep an array of bottles and toilet articles on your dressing-table. Such personal display is always in

Your Bedroom

questionable taste. Lace pincushions belong to the past and elaborate toilet articles are not good form. A few flowers lend a touch of sentiment to a dressing-table.

Avoid elaborate bed coverings. A simple white spread of linen or pique, folded trimly in at the sides and end of the bed, always is in good taste. Pillows look best in formal arrangement, under cover of the spread.

“The bearings of this observation lays in the application on it”



CHAPTER VIII

Make Your Home Shine

FTERNAL vigilance is the motto of the well-kept home, and really it is the easiest method to follow. Floors, rugs and windows, silver, brasses and glass, all are kept clean most easily by the everyday treatment. This is the modern method of housekeeping. Some suggestions for the extra cleaning storms that assail us ever and anon are also suggested in this chapter.

If your floors are waxed, daily dusting with an unoled mop should keep them in good condition. As they require it go over them with liquid wax. Scrubbing or washing will soon ruin the polished surface of any floor. If your

The Hope Chest

floors should become bluish-white around a radiator or under a flowerpot, rub them with a cloth dampened with weak ammonia water. If you use a broom in sweeping floors, a newspaper dampened and placed against the door while sweeping will prevent the dust flying into adjoining rooms.

Use of Wax and Oil

Your linoleum will require less water cleansing if it has a good surface coating of wax. Using an oiled mop on linoleum with a light ground will darken it, as the oil penetrates into the surface of the fabric. The effective large block, black and white, or blue and white, linoleum that is being used so much for halls will soon lose its clearness if dusted with an oil mop.

A woolen cloth dipped in linseed oil, then allowed to dry before using, will make an excellent duster for furniture. For real economy old stocking legs cut apart and sewed together to make a cloth of sufficient size will make a satisfactory duster. All left-overs, whether in the kitchen or all through the house, are grist to the mill of the economical housewife.

Hints on Polishes

To keep mahogany or any highly polished furniture in good condition, try this method: Pour a quantity of any good furniture polish into a glass jar, and immediately pour it out again. In the jar place a square of velveteen or chamois, and leave it two or three days. The material will absorb the residue of polish in the jar until it is im-

Make Your Home Shine

pregnated. This polishing duster is then ready for use, and a rub-up with it is all that is necessary to keep the furniture in an excellent state of polish. This same duster can be used on the hard woodwork of the house.

Oriental Rugs

If you find the delicate tracery or soft coloring of your oriental rugs begins to have a dismal, drab look, it is time to have them cleaned. Steam cleaning spoils the rugs, so before you send them to a cleaner investigate his cleaning process.

Nothing is better, either in his establishment or your own home, than an old fashioned hand scrub with soft water and pure soap. First remove every bit of dust possible by the vacuum cleaner or broom. Then lay the rug on a table or floor and proceed to scrub. Use a rather soft brush and have a good lather but do not make the rug soaking wet. After this cleansing process go over the rug with a damp sponge dipped in warm, soft water. Repeat this again and again until all the dirty, soapy lather is removed from the rug. While damp brush the nap all one way to make it smooth. Hang out to dry and when dry lay on the floor and brush vigorously to bring up the pile and give a velvety finish.

Electric Carpet Washer

There is a rug and carpet washer on the market, operated electrically, that cleans in much the same way as a vacuum only it is a wet process instead of dry cleaning.

The Hope Chest

A few years ago an electric vacuum cleaner was a luxury, now every up-to-date house or apartment has one. Think of the brides of the past—how, aproned, dust-capped and gloved, they followed the trail of the broom, and let one who knows tell you it was a weary one. Now, quietly and with all absence of effort, we run our vacuum with not a particle of dust in sight.

Vacuum Cleaner a Necessity

The cost of an electric vacuum may seem great, especially when you want so many things, but take our advice and have a vacuum even if you have to have a musicless house for awhile. First, it will make you independent of servants and as you become more experienced in the art of housekeeping, you will realize what this means. Then it will conserve time, which is one of our most valuable possessions, for your time will be full the first few months, and we might add years, with far more interesting things than sweeping. And a vacuum will conserve your strength and health.

Work for Two Cents an Hour

The first cost of a reliable vacuum cleaner may be said to be almost the last cost as far as repairs are concerned, for with care they are ever ready and it may be comforting to you to know that they do their work for about two cents an hour, unless your electric rate is exorbitant. Buy your vacuum cleaner when possible from a local dealer, so if anything should break or need repair, you can go right to him. Before you buy, have it understood that he is to be interested in fixing it.

Make Your Home Shine

To give the best service, the dust container of your cleaner ought to be emptied after each cleaning, or at least very frequently. Accumulated dust in the container prevents the free circulation of air and interferes with the work of the vacuum. Don't forget to oil the machinery.

Shining Silver

Not nearly as much silver is bestowed on the brides of today as on the brides of former years, and yet you will surely have some silver vases, and candlesticks, and possibly you have beautiful toilet silver, and the table silver we have always with us.

The quickest, safest and easiest way to keep it clean is by electrolysis, and silver cleaned in this way keeps bright much longer. If your house is lighted by electricity your silver will not tarnish as quickly as if it is lighted by gas.

Purchase one of the electrolytic silver-cleaning outfits. The Silver Clean-pan, Marvel, and Galvano have all been tested and approved, but there are many others on the market equally good. After immersing the silver in the pan the tarnish will have vanished, and a rubbing with a polishing cloth will rapidly restore its lustre.

Make Your Glassware Sparkle

Probably you will number among your wedding gifts some beautiful pieces of glass, which will require care to keep them clear and sparkling.

The easiest and best way to clean glassware, especially the beautiful clear crystal, whose real beauty far surpasses the much-cut kind so popular a few years ago, is to wash it

The Hope Chest

in warm water with a pure soap. Rinse in warm water and dry with a clean, lintless towel. If the glass be greasy, as a glass that has held milk or a glass bowl filled with ice cream, it should be rinsed in cold water before washing.

If your cut glass needs a thorough washing, try this method: Wash in warm soapy water, brushing all the crevices with a soft brush, rinse, and lay in a bed of sawdust to dry. This brushing will remove every bit of soil from the deep cuts. Should you not have sawdust, give it a thorough rubbing with soft crepe paper. Vigorous friction will enhance the beauty of the glass.

Wisdom in the Laundry

Housework cannot masquerade as a comedy, when it comes to laundry work. It is almost a weekly tragedy in many homes, but the pathos of it can be lightened if we lay aside our blundering and blindness and know the how and why of it. The easy way is to have a laundress come to your home, take away all soiled clothes, and bring them back all white and smooth and sweet-smelling. May you have it so!

The Electric Washer

If the weekly washing must be done at home, a labor-saving machine that really saves in work and time and money is the electric washer. It is a good investment. If you have an electric washer, the success of its work will be largely determined by the supplies you give it, so don't be sparing with soda and soap. Make a solution of one pound of washing soda in one gallon of hot water and put in your

Make Your Home Shine

washer one cup of this solution to each machine tub full of water and to this add your soap chips or shavings. Better results will follow soap that has been shaved, put in a quart of hot water and whipped to a froth before adding to the machine. The same suds can be used for hand laundry, but you will need to rub soap on the bands of collars, cuffs, and badly soiled portions of clothing.

Rinse Your Clothes Well

Thorough rinsing is as important as washing. Two waters at least are required. To the last water add a small amount of bluing. Outdoor drying is preferable except for white silk. If you make your starch with weak soap-suds, the clothes will not stick to the irons when ironing. Any pure white soap will do for this.

Sprinkle clothes with warm water. There is a little device for sale to help you do this. It is a stopper, with small perforations, that fits over a bottle. Thus the water is evenly distributed.

Hints on Ironing

A smooth ironing board goes a long way towards helping your ironing to go smoothly. Be sure to starch well the top cover of your board, as this will prevent the clothes sticking to it. Cover the under side of the board heavily with Turkish towels, and when you have buttons to iron over or heavily embroidered pieces, simply turn over your board and the padding is ready. White stocking legs, whose feet are worn out, make fine padding for a sleeve board by just slipping the stocking legs over the board.

The Hope Chest

This will do away with tacks, on which innumerable sleeves have been torn.

An electric or gas iron is a really necessary equipment in every modern home. Rub irons with beeswax to remove any rust or starch. Very fine laces can be "ironed" best by wrapping them around a round glass bottle filled with hot water. The heat will help to dry them quickly. Stretch the lace very carefully to preserve the pattern.

Some Laundering Hints

To Wash Woolens.—Use warm water into which two tablespoonfuls of powdered borax has been dissolved. Add a box of pure soap chips, dissolved. Put in woolens and rub lightly. Rinse three times in slightly soapy, warm water. Cold or very hot water will ruin woolens. Do not wring, but shake well and hang out to dry. This is an excellent way to wash blankets. All this work can be done best by a washer, but never use a wringer on woolens. Your soft, fluffy sweater will not lose its shape if you wash it thus, and then, without wringing, toss it into a pillow case and hang on a line in the fresh air to dry. The "ironing" is done by taking it from the pillow case when dry and simply shaking. Closely knitted sweaters can be pressed by laying on a folded sheet on a table or floor, covering the carefully laid sweater with a damp Turkish towel, lapping over the towel the other part of the sheet, then placing a layer of books or magazines over it all. The weights will do the "ironing," and when the towel is dry the sweater will be smoothly pressed.

Laundering Organdie.—If you dissolve a teaspoonful of gelatine in a quart of warm water and use this instead of starch when laundering organdie you will find it will retain its crispness.

Laundering Pongee.—Maybe it will help you to know when laundering pongee curtains or waists that they should be ironed while damp. They will spot if you let them dry and then sprinkle them to iron them.

Laundering Curtains.—Always soak curtains over night in cold water, using a weak solution of washing soda and plenty of soap. The

Make Your Home Shine

dirt will come out without any hard rubbing, which would injure the curtains. When starching add a teaspoonful of borax to each gallon of rinsing water.

To Clean Veils.—If you dip your veils in alcohol when soiled they will come out like new.

To Clean Kid Gloves.—Put on your gloves and wash, as though you were washing your hands, in a basin of gasoline. *Never* do this indoors, as it is dangerous. Gasoline is highly inflammable and it is always a risk to have it near a fire. Speaking of gasoline, if you are cleaning a spot off some fabric with gasoline, and there is danger that an ugly ring may remain when the gasoline has evaporated, you can avoid it by placing under the material several layers of blotting paper, or some absorbent cotton.

To Restore Velvet.—Turn upside down a hot iron. Wet a cloth and stretch over it and over the wet cloth place a thin, dry one. For the thin cloth cheesecloth is the best material. Draw over these cloths the wrong side of the piece of velvet to be cleaned, brushing the velvet all the while with a soft brush. This will lift the pile of the velvet and remove creases. Dampen the wet cloth frequently so that plenty of steam will pass through the velvet.

Chasing the Spots

In the best of homes spots will happen, but whenever they happen here are some safe ways to take them out. A box or cabinet in your laundry containing cleaning chemicals carefully labeled is well to keep always on hand. Have one quart jar filled with the following cleaning fluid, and simply marked

Cleaning Fluid

- ½ box of soap flakes dissolved in one quart of water
- 1 teaspoonful of powdered borax
- 2 tablespoonfuls of alcohol

This is a cleaning fluid that is not inflammable and is easily prepared at home. This is excellent to clean the

The Hope Chest

edges of blankets that are soiled and will remove grease spots from almost any fabric, but should not be used on velvet. Always use a pad of absorbent cotton under the spot to be cleaned to absorb the soil.

Another reliable cleaning fluid is

Javelle Water

$\frac{1}{2}$ pound washing soda

$\frac{1}{4}$ pound chloride of lime

Put soda in an agate pan and pour over it a pint of boiling water. Put lime in an agate pan and pour over it a quart of cold water. Let stand over night and the next morning pour off the clear liquid of the lime solution into the soda solution. Bottle and keep in the dark. Be sure to label this bottle "poison" and keep out of easy reach. Javelle water mixed with equal quantities of hot water will remove almost any stain from white cotton goods, but should never be used on silk or wool.

For Ink Stains.—Place absorbent cotton or blotting paper under the spot immediately the stain happens and absorb all the ink possible. Salt and lemon will usually remove the remaining spot, but it may discolor the fabric, so first try cold water, changing the absorbent cotton which you have placed under the spot frequently. If the stain is on silk or wool, saturate the spot with spirits of turpentine. Pour on turpentine and change the pad often. Ink stains may be removed from wood floors by applying strong vinegar.

To Remove Sewing Machine Oil.—There's a sure way and an easy way to get rid of a spot of sewing machine oil. Just take a blotting paper, lay the goods with the offending spot over it, drop a few drops of chloroform on it, and watch it disappear, without leaving so much as a ring to show where it has been.

For Blood Stains.—Apply dry powdered starch while the blood is

Make Your Home Shine

still wet. If the blood has dried, and the fabric stained is white, apply ammonia.

For Grease Spots on a White Fabric.—Stretch the fabric over a bowl; soap and pour boiling water through it. Continue pouring until the spot has disappeared.

For Mildew on Linen.—Put a tablespoonful of Javelle water in a pint of water and dip the mildewed linen in the water. Very stubborn stains may require several dippings.

For Iron Rust on Linen.—Cover the spot with salt, moisten with lemon juice and place in hot sun. Repeat if necessary.

For Fruit Stains on Linen.—Place spot over a bowl and pour boiling water through the spot. Tea and coffee stains can usually be removed this way, if the stains are freshly made. If the stains have been in the material for some time, dip the linen in weak Javelle water and freeze thoroughly.

To Remove Paint.—Apply turpentine freely while paint is fresh.

To Remove Tar.—Cover the spot with butter, let stand for three hours; then wash with soap and water. This is an old remedy but unfailing.

To Remove Iodine.—With your medicine dropper, cover the spot with ammonia and rinse with clear water.

A Few Vanishing Hints

Vanish All Vegetable Stains.—It is a very good plan, before preparing vegetables or fruits that stain the hands, to rub the thumb and forefinger with olive oil or butter. This will prevent the unsightly stains which are difficult to remove.

Vanish the Onion Smart.—Pare onions under water and you will never be troubled with smarting eyes.

Vanish the Taste of Fish from Pans.—Put a teaspoonful of ammonia in a pan that has been used for cooking

The Hope Chest

fish and let the ammonia remain in the pan a few minutes, then rinse in boiling water. The next food cooked in the same pan will never be suggestive of fish.

Vanish the Stains from the Bathtub.—Almost a magician for cleaning a bathtub is Javelle water. Apply it with a dish mop, rinse, and the stains will vanish and the enamel will not be injured.

Vanish Paint on Window Panes.—Painters will splash the paint on the glass, but do not worry; apply hot vinegar to the paint and watch it vanish.

Vanish Stains from Rolling Pin and Board.—If you want to keep them smooth and clean, rub them with a lemon cut in half, then rinse with clear water.

Vanish the Hardest Part of Dishwashing.—Drop your pans used in cooking or baking into a dishpan full of hot water just as they are emptied. This will avoid the necessity of scraping them.

*“Each morning sees some task begin,
Each evening sees it close;
Something attempted, something done,
Has earned a night’s repose”*



CHAPTER IX

All Through the Year

WHATEVER the cynics may have to say about it, keep up the high and holy days of your hearthstone. Two of these days will be only yours and your husband's. You can share your holiday merriment, your Thanksgiving feast, and your vacation rest or frolic, with friends if you choose, but your wedding anniversary is just between yourselves. And then there's another day—your engagement day. A wonderful way to observe it is to take the day of the month on which it falls and each month do something special on that day. A new book, a restaurant dinner, a box of candy, an evening at the theatre, or concert. You will find this one day will have many possibilities.

The Hope Chest

Variety is the spice of flowers as well as of life. At the close of this chapter you will find a seasonable suggestion of the flowers for your home each month. Also we are suggesting a delectable culinary tidbit for each month. You may find it necessary to vary these recipes, but choose something you both like and will look forward to enjoying as the month comes around or neither of you will enjoy it as much.

January Resolutions

A New Year is rather awe-inspiring when it dawns. Do you ever make New Year resolutions? Faithfully kept they are vigorous will developers, but it means keeping on the firing line for three hundred and sixty-five days. Samples of the best resolutions to make might be: To make some shut-in's life cheerier by letters and gifts and love—To read a good book of biography each month—To use a soft, sweet voice, always.

If your fingers are nimble with the needle for embroidery or sewing, this is a satisfying month to attend to underthings. The spring fashion commandments have not yet been issued for us to obey, but underwear does not usually make such startling departures as to make us unfashionable. Nothing in underwear could be more satisfactory than to buy the ready-made Philippine underwear, finished with a plain scallop, and embroider flowers or design on it to suit your fancy.

February Holidays

Whatever February lacks in length of days and weather, it atones for in holidays. If you have friends to

All Through the Year

entertain, prepare to do it now. You have the choice of three holidays—Lincoln's birthday, the twelfth—Saint Valentine's Day, the fourteenth—Washington's birthday, the twenty-second. It is always much easier to give an informal affair on some holiday. For a frolicsome party choose Saint Valentine's. Use hearts for Valentine, flags for Lincoln and Washington.

If Charitably Inclined

This month, if you are charitably inclined, you may put aside some of your own work, and do something for others. In many of the cities and towns the clubs and churches devote some time during this season to charitable work, so that many little children here and abroad are wearing garments made by the favored and fortunate.

If you cannot hie away to the sunny South, you will find right at home that out-of-door winter sports supply vigorous and healthy pastime. Skating rivals dancing, and a vital interest in outdoor sports is everywhere growing. If you are healthy, happy, and wise, you will be ready to go "over the hills and far away" for a cross-country walk, whenever your athletic husband asks you. The sturdy sports-clothes aid and abet the call of the big out-of-doors.

March on with March

Housekeeping goes marching along with rapid steps in this month, for there is much to do. If you have a lawn, and if you are not too far north, you can uncover the bulbs, fertilize the lawn, trim vines and shrubs, and plant the

The Hope Chest

earliest seeds in cold frame or boxes. Get generally ready for spring's awakening.

Spring Tonic in Fresh Air

If you do not have an enclosed porch that you have had the pleasure of using all winter, you will find when it gets warm enough to live out of doors that it will be a great comfort to have slip covers ready for the porch chairs. Then you can dress them up and take your spring tonic of fresh air. There is nothing better to take—great, deep breaths of it.

And new clothes! They are a magic spring tonic. It is well now to plan to get them ready, so that on the sunny spring days you can saunter out in them. You will enjoy them much more than if you wait for lazy summer weather to wear them.

Time for a Frolic

The festive day of March is the seventeenth, Saint Patrick's Day. It is a time for a frolic, or for giving a luncheon. The green color scheme is always attractive and the stores furnish many helpful decorations and bonbons. Most of all, don't forget to kiss the Blarney stone yourself that day. If you go downtown, be a bright face in the crowd, show a bit of courtesy to a salesgirl, give some words to your chauffeur and maid, if you are fortunate enough to have them. They may not deserve it, but that word may help them to deserve it in the future. Begin with the postman. Knit all the hours of the day together

All Through the Year

with an unbroken thread of confidence and courtesy. This is a wonderful way to keep Saint Patrick's day.

April in the Garden

There's a woman among our friends who each April fool's day plays a little joke on her husband. They have been married twenty-three years. Last year, after a good hearty laugh over how he had been caught again, he made this remark, "Sally sweet, you're the same little girl to me you were twenty-three years ago." It's worth keeping up the frivolities of our 'teens to have a man say that, isn't it?

This is the month to do real gardening—flower and vegetable. Dig the ground, plant the seeds and transplant seedlings. The day of violent house cleanings is past. The modern housekeeper has kept her house so clean all through the year with the vacuum cleaner and the regular weekly cleanings, that the semi-yearly cleaning panics are largely avoided. Furnace and cellar are the first places to begin cleaning. Wash all blankets and if you take care of your own furs, brush them again and again and again, and put them away before the moth flies get near them. Do all this work with all possible speed, so that you can enjoy the sunshiny days, for folks need sunshine as well as flowers.

May, the Happy Month

Washing your face in the morning dew on May mornings may not make you as beautiful as the legends tell you it will, but living out of doors in this wonderful month of May will help to make you healthy, happy and gay, and these are all first aids to beauty.

The Hope Chest

Live out of doors as much as possible. Give the breezes the right of way to sweep through the house. All heavy rugs and draperies should be removed, carefully dusted and rolled up for fall service. If you care for your own rugs during the summer, see to it that they are wrapped in tar paper and plentifully sprinkled with camphor or moth powder. Bare floors with a few rag rugs or rugs of clear flax thrown around will achieve coolness in a most economical way. All heavy curtains will be laid aside and simple summery ones substituted.

Plans for Your Friends

When the house is all dressed up in its summer slip covers and cushions, and before any summer dirt gets into them, or the summer suns have faded them, it is a splendid time to entertain friends. If you live in the country, your grounds are at their prettiest. If you are not too far north, it is the time of blossoming fruit trees. Luncheons served on a porch, with its wicker furniture and rush grass floor mats, are especially appetizing. If you have such a porch, serve your breakfast on it. Why should we keep our best just for company? There is no other time of the day so delightful in this delightful month as the early morning hours.

This is your busiest month in your garden, for it is the month of sowing seeds and transplanting seedlings.

June's Perfect Days

One might consistently wish it were always June—month of perfect days, diplomas and wedding bells. Keep

All Through the Year

open house. It will be a housewifely triumph for you if as far as possible you keep house out of doors. Some of the best things slip from us if we do not watch. This is one of the months when we sigh with regrets for the apartment-house bride, who lives upstairs and indoors. But the comforts of the winter months help to reconcile for summer losses.

Summer Frocks Appear

Perhaps you are a June bride and are celebrating your anniversary; anyway you will be wearing your smart summer frocks and going to see some of your best friends married, and helping to make merry with the graduation and alumni festivities. Between times, if you are to preserve some of the berries that are most delicious for winter use, you will have to be about it this month, for in June the canning season opens. If you have a garden and are thrifty, you can have strawberries, rhubarb, asparagus, and peas in your pantry for next winter by storing them now. If you can, use the cold-pack method, which is simple and preserves more nearly than any other the form and flavor of the fruit. Whether you can or not, reduce your summer meat bill and improve your digestion by feeding yourselves on the fresh vegetables from garden or market.

If you own a garden, fight the pests this month, and spray and weed. Some one tells us that "June weeding brings July peace and August plenty."

Fly Your Flag!

A necessary equipment of every American household is a national flag. Hang out your flag on the Fourth of

The Hope Chest

July, and show your loyalty to the Stars and Stripes. During this month read magazines and some frivolous books of humor, and if accustomed to hard mental work, make it a month of mental vacation.

The Spirit of 1776

Housekeeping for July requires some of the spirit of 1776. If one is to bob up calm and unwearied in the evening, one will need to dispense with unnecessary work. More simple salads and fresh fruits, and even puddings and pies, will mean more rest for you and give a needed change from the winter menu. The berries are with us this month and delicious jellies and jams can be made from currants, raspberries, and gooseberries. In the garden, peas, string beans, and tomatoes are at their best and are easy to prepare.

If your husband is not averse, take a dinner out one night a week—maybe a picnic dinner out under the trees, with some delicious sandwiches, hard-boiled eggs and fruit. If you have a car and cannot get away for long trips, make the most of the short ones for this month.

August for Vacations

We take it for granted that August will be your vacation month. If you live in a sleepy little town, go to a madly rushing city, or if you live in this kind of a city, then away you go to the woods. Sometimes new scenes and excitement are as necessary as rest. A farmer's wife will get as much from a winter trip to the city as any cooped-up city maid can ever receive from a month in the country.

All Through the Year

It's the variety that is the spice of any vacation. Any vacation, spent anywhere, from which you do not come back refreshed physically and mentally is a failure.

Barring your husband, it is never wise to take your vacation with the people you live with all year. There is a tonic in a new voice, as well as in new scenes. Sweep away as far as possible all turmoil of servants, and anxiety of menus, and court delights and illusions. Mentally lock up your house and throw away the key. Forget business plans and home duties all the time you are away.

September Duties

In whatever devious paths your footsteps may have roamed this summer, there is a sort of coming-home-and-preparedness feeling in the air of September. There usually are some warm days lagging along in this month, so it is better to use the morning hours for the work that is calling. If your preserve closet has rows of delectable jellies and jams, look them over and see if there is any mold about the tops of the glasses. If so wipe it off carefully with a damp cloth and cover with new paraffin. Some more cans of beans and corn and tomatoes can be added to your pantry this month, and peaches, probably the most popular of all canned fruits, are most plentiful now.

Look to Your House

Study your house and wardrobe this month. If you are living up to the requirements of a good homemaker your house calls for its share of attention. If you are painting or papering, this is a good time to attend to it. Curtains

The Hope Chest

are to be mended, possibly, broken or chipped china to be replaced, cushions and table runners to be freshened, and a general preparedness for home comfort undertaken.

If your income is limited, take some time this month to go over your last winter's wardrobe, take account of stock on hand and see what you will need. A well-tailored suit worn at the neck and sleeves may be transformed into an almost new one by a handsome fur collar and cuff set. Or vice versa, you may find some fur among your possessions that can be made into a handsome set for a new suit. A capacity for taking pains in selection of clothes is usually rewarded by having clothes of distinction amid the many and varied styles presented.

October Vegetables

Use fresh vegetables lavishly this month, as it is the last month that you can hope to have them fresh from the garden. If you have a garden, your work this month will be storing your garden vegetables. Sweet potatoes and pumpkins will want a warm resting place, onions a cool, dry place, beets, carrots and turnips demand a cool, damp place. Potatoes are satisfied with an ordinary cellar bin. The apartment bride is spared all these storage rules, as she necessarily buys in small quantities.

Jolly, Happy Days

The holiday of the month is Hallowe'en, jolly, happy, and packed with fun and merriment. There are two attractive touches in a home that we will appreciate most this month—the glowing fire on the hearth, and the soft candle-

All Through the Year

light on our tables. May you have both. This month the church, club, and social activities will start.

Conserve Your Energies

When the Scotch plaid days of autumn come our enthusiasm is usually at high tide, and as a result we are apt to attempt much more than we can possibly do well. It is easy to say "yes" when we are invited to serve on a committee, or be a hostess at a tea. At the time it means only one more thing, but we must consider what an accumulation of these things leads to. The result comes in the late winter, and takes the form of shattered nerves or a neglected home, and either is bad. Better discriminate, and choose wisely and well between the things you want to do and the things you are asked to do, and you will not have to reap a harvest of regrets.

November—and Thanksgiving

November brings us Thanksgiving Day—a day that ought to abide with us. However the other festive days of the year are kept, Thanksgiving Day ought to be observed in the good old conservative way. It is preeminently a day for the gathering of the family clans. For all-around happiness you may have to divide your holidays, spending some with your old and some with your newly acquired relations.

Love's labor is rarely lost when you are fashioning Christmas gifts, and this is the month, if you have not already been working upon them, to begin your Christmas preparations. There are always some gifts, pleasing and

The Hope Chest

useful, that can be economically made at home. It is yours to decide whether to give your time and work, or to give the shopkeepers your extra money, but you will have a merrier Christmas if you meet it prepared. A kindly consideration for others suggests that you do your Christmas shopping early.

Let the glorious Indian summer days call you into the open. Do this whether you live in a drowsy little town or a busy, bustling city.

December, Gayest Month

Whatever your preparedness, you will generally find December the busiest and gayest month of all the year. If you are domestic, you will want to bake your own fruit cakes and plum puddings. It is hard to resist the temptation to send you some fine tested recipes, but this is not a cook book, and most of the reliable cook books on the market can furnish you with excellent recipes. Talking about baking cakes, let us suggest that there is no more delightful custom than the old country-side idea of giving to each other a basket of Christmas cakes. An attractive basket, heaped with delectable cakes and bonbons and glacé nuts and fruits, with a personal greeting card, and all made festive looking with ribbons and holly, is an appropriate present for near-by or far-away friends.

Decorate the Home

Some time must be saved to decorate your home. Holly wreaths and greens there must be, even if you have to go to the woods to gather them. You will want some mistletoe.

Glacé fruit and nuts are delicious and so easily made,

All Through the Year

so why not make them yourself? If you don't need to save money, do it anyhow and use the extra money to make merry somebody's Christmas that you are sure cannot afford to give a gift in return. If you use this recipe for the glacé nuts and fruits, you may be sure of success.

Recipe

3 cups of sugar
1½ cups of boiling water
¾ teaspoonful of cream of tartar

Put ingredients in a saucepan, stir and place on range and heat to boiling point. Boil without stirring to 310° F. Do not let burn on sides of pan. Remove the pan from the fire, and place pan in a larger pan of cold water. Take fruit or nuts, one at a time, dip in syrup, and place on a slightly oiled tin or marble. Dates and figs may be left whole or stuffed before dipping. All kinds of nuts may be used.

Suggested Monthly Recipes

The following recipes are like old friends, tried and true:

JANUARY

MACAROON CUSTARD

1 pint of milk
Yolks of four eggs
¼ cupful of sugar
¼ teaspoonful of salt
1 cupful of stale almond macaroons
3 tablespoonfuls of pineapple and chopped dates

Scald the milk in a double boiler. Beat the eggs with the sugar and salt. Over the egg yolks pour gradually the hot milk. Return to the double boiler and cook until thickened, stirring constantly. Remove from the fire and stir in the macaroons, pineapple and dates. Beat hard, chill, and serve in glasses topped with whipped cream.

The Hope Chest

FEBRUARY

CHICKEN CHARLEROI

- 1½ cupfuls of cooked diced chicken
- 1 cupful of cooked diced ham
- 1 cup of mushrooms (cooked separately)
- 1 cup of asparagus tips
- 2 cups of thin cream sauce

Sauté the mushrooms in two tablespoonfuls of butter, add sauce, heat, and add the chicken and ham. Serve with hot buttered tips on each plate.

MARCH

BATTER PUDDING

Sift together one and one-half cups of flour, two scant teaspoonfuls of baking powder, and one-fourth teaspoonful of salt. Beat four eggs well, add one pint of milk, and mix well with sifted flour. Add stiffly beaten whites of eggs, and bake in a hot oven. Serve promptly when done. Cream four tablespoonfuls of butter, add one cup of powdered sugar and one egg yolk. Beat in half a cup of raisins, maraschino cherries and nuts. Chill well. Add one cup of whipped cream and serve as sauce for the pudding.

APRIL

GOLDEN FLUFF CAKE

- Whites of seven eggs ¾ cup of flour
- Yolks of five eggs ½ teaspoonful of cream of tartar
- 1 cup of pulverized sugar A pinch of salt

Sift flour and sugar repeatedly. Beat yolks of eggs thoroughly. Beat whites, then add cream of tartar, and beat very stiff. Stir in sugar, add beaten yolks and flour. Flavor with almond and a little nutmeg.

MAY

STRAWBERRY SHORTCAKE

- 1½ cups of flour 2 eggs
- 4 tablespoonfuls of sugar ½ cup of milk
- 2 tablespoonfuls of butter ¼ teaspoonful of salt
- 2 teaspoonfuls of baking powder

All Through the Year

Sift dry ingredients together, and rub in butter as in preparing pie crust. Add milk and eggs. Roll and bake in layer cake pans. This makes a very soft dough, so do not be surprised at its appearance. Cover each layer with crushed strawberries (sugared) and whipped cream.

JUNE

CHERRY TARTS

- | | |
|-----------------------------------|-------------------------------|
| 1 cupful of flour | 3 tablespoonfuls of ice water |
| $\frac{1}{2}$ teaspoonful of salt | 4 tablespoonfuls of butter |
| 2 teaspoonfuls of baking powder | |

Sift the dry ingredients together. Rub in butter with finger tips. Add water, and roll out dough very thin on a floured board. Line patty pans, and bake about twelve minutes. Fill baked shells with pitted cherries, sweetened. Cover with ice cream and serve.

JULY

FRUIT FRAPPE

Boil one pound of sugar with one pint of water, and add to this syrup the shaved rind of one orange and lemon. Add one grated pineapple, two cups of orange juice, and one-half cup of lemon juice. Pour one cup of boiling water over one teaspoonful of tea. Stir all together, strain, and freeze. Serve with whipped cream.

AUGUST

FROSTED CHOCOLATE AND COFFEE

Make chocolate or coffee, fill a glass one-third full of cracked ice, and pour over this the chocolate or coffee. Heap on top plenty of whipped cream. Either of these cool drinks is a delicious variation from the customary iced tea.

SEPTEMBER

PINEAPPLE FRITTERS

- | | |
|----------------------------------|-----------------------------------|
| 1 cup of flour | $\frac{1}{4}$ teaspoonful of salt |
| $\frac{3}{4}$ cup of milk | 2 tablespoonfuls of butter |
| 2 eggs | 1 tablespoonful of sugar |
| 1 tablespoonful of baking powder | 10 slices of pineapple |

The Hope Chest

Sift dry ingredients in a bowl, add milk, well-beaten eggs, and butter. Prepare the pineapple and dip in batter, and fry in deep hot lard or oil. Drain on paper and dust with sugar.

OCTOBER

CHEESE AND CORN SOUFFLE

1 tablespoonful of butter	2 cups of milk
$\frac{1}{4}$ cup of flour	1 cup of corn
$\frac{1}{2}$ chopped green pepper	1 cup of grated cheese
$\frac{1}{2}$ teaspoonful of salt	Paprika
3 eggs	

Brown the green pepper in butter, add flour, then the milk gradually, stirring continuously, cheese, corn, beaten egg yolks, and seasoning. Fold in stiffly beaten whites, turn into a buttered baking dish, and bake in a moderate oven thirty minutes.

NOVEMBER

BARBECUED HAM

Use cold boiled ham sliced moderately thick. Spread both sides of each slice with mixed mustard. Heat butter in pan and put in slices of ham. Turn frequently until browned, add two tablespoonfuls of cider vinegar, let boil up and serve with apple rings, cooked in syrup of sugar and water until clear.

DECEMBER

WHITE FRUIT CAKE

1 cup of butter	3 teaspoonfuls of baking powder
2 cups of sugar	$\frac{1}{4}$ pound of citron, cut fine
3 cups of flour	$\frac{1}{2}$ pound of chopped almonds
Whites of eight eggs	1 cup of grated coconut
$\frac{1}{2}$ wine glass of orange juice	$\frac{1}{2}$ cup of dates, raisins and currants

Beat butter to a cream and gradually beat in the sugar, add orange juice. Beat the eggs to a stiff froth and stir into the butter and sugar. Add baking powder and flour thoroughly mixed, and lastly the fruit and nuts. Bake in two loaves in moderate oven, forty minutes.

All Through the Year

Monthly Flowers

January—Why not geranium? They are friendly, cheerful and abundant at this season of the year. Changing from scarlet to pink will give you variety of color.

February—Dainty Primula Obconica (baby primrose) will be beautiful for this month. It is plentiful and inexpensive, and a dozen sprays will be all you will need. Vary your decoration the last two weeks of the month by using Roman hyacinths.

March—For the next eight weeks bulbous stock will be on the market, so make your selections from daffodils and tulips. The soft gray pussy willows are suggestive of the bluebirds and blend well with the gold of the daffodils.

April—Depend on Mother Nature for your decoration for this month. Go to the woods and dig up a clump of violets, plant them in a low glass or pottery dish, and you will have a bouquet your florist cannot rival.

May—Nothing more beautiful for May than apple blossoms and lilacs.

June—Roses for June, of course.

July—Let your garden furnish your flowers for this month. There are myriads to select from—larkspur and snapdragons and daisies.

August—Depend on the meadow lands for your decorations for this month. Here you will find the lovely, lacy wild carrots, and the big brown-eyed yellow daisies. And don't forget the beauty of the red clover.

September—Let asters and zinnias divide the honors of your table for September. Asters, both cultivated and wild, are now at their best. Along almost any country roadside the wild ones may be found, and they have wonderful decorative possibilities.

October—Chrysanthemums from your garden—what could be lovelier?


November—Go to the woods, deep into the silent places, and hunt down under the leaves for the scarlet partridge berries. They usually

The Hope Chest

take kindly to a new environment, and will grow as will the violets in a glass dish. Then go a-berrying, not for berries to eat but for berries to look at. The blue berries of the Virginia creeper and the white snow berries make a pretty combination. And the seeds of the dogwood, and the spiked branches of the barberry, are gorgeous at this season.

December—A bowl of bright-berried holly and cone-laden branches of evergreen for your table the first part of the month, but when Christmas comes be extravagant and buy some poinsettias.

*“Buy what ye dinna want and ye’ll sell what ye
canna spare”*



CHAPTER X

Shopping for the House

IF YOU are a careful dresser, you study your face and features and coloring. Beauty is harmony. This is as true of the house as of the mistress. Persian rugs with painted furniture—never! Mahogany furniture on a matting—*parbleu!* If you are wealthy, you may visit the exclusive specialty shops with their mirror-lined walls and their casement windows, or, if you are counting your pennies, you may be haunting subway stores, but wherever you buy, remember that price is not necessarily a criterion of value. You can furnish a house poorly on a lot of money and furnish it well on a little.

There are a few things for the house for which every practical homemaker is longing. Some things have such

The Hope Chest

lasting beauty that we love them always, while others hold only an evanescent favor. It is this last that is the expensive article, whatever its first cost may be. A picture that has a vista of beauty that inspires or rests you, a piece of furniture that you can absolutely trust to grow in favor, a rug whose color blending suggests a Gobelin tapestry, a pair of brass andirons that make you not care a rap how low the temperature drops while they can hold the blazing logs, a rare piece of embroidered linen—none of these worth-while treasures is expensive, whatever its first cost, for such will be a joy-forever purchase. This kind of buying represents what in the long run might be called smart economy.

Buy with Good Judgment

If ever by some unforeseen good fortune an avalanche of dollars sweeps into your purse and you are attacked by the spending fever, stay at home.

Buying anything, from hats to houses, to outshine a neighbor or friend, is playing a comedy for other folks' fun and your own sorrow. It is well to always consider the quality of the goods with equal carefulness as the price tag attached. At certain seasons almost all stores have special sales, and often offer worth-while goods at cost prices. Certain goods do not depreciate in value, and often it is good judgment to lay in a supply at these sales. It saves time and money to buy soap by the box, towels by the dozen, and many such standard needful articles. Study the advertisements for the latest improvements in household economies.

Shopping for the House

Indoor Window Boxes

Meaningless taborets and multi-colored jardinières have little favor with the interior decorator. The shops realize this and are now offering unusually attractive indoor window boxes. Possibly you will number one of these among your wedding gifts; if you are not so fortunate, purchase one. They have been designed with sufficient space to hold the pots. This makes it easier to care for your plants than if you had them planted in the box itself, because when you water them you can lift each one separately and carry it to the bath or laundry tub, and thus avoid spilling water on the floor. A mass of green is always more attractive than three or more plants dotted here and there about the room.

A Design in Willow

There are two of these boxes that are unusually attractive. One design is in willow, which can be painted to harmonize with the woodwork of your room. Such a box being light in weight can be easily lifted. It will make a happy addition to your porch in summer, or your living room in winter. The second type of window box is made of cement, designed along classic lines and is worthy a place in any living room. This box has a permanent air about it that, combined with its beauty of lines, makes it worth what the merchants ask for it.

Curtains

If your income is limited, buy the same kind of curtains for all over the house. Besides being in good taste, you can

The Hope Chest

purchase the material for them by the bolt, which will be a saving, and as some curtains wear out sooner than others, the best ones can be used together and thus will give extra years of service. Net, voile, and cotton etamine all will wear well, and also will sustain a reputation, which we hope you have or are acquiring, for good taste.

Beautiful silk curtains often can be purchased at the dress-silk counters from some shade that was not a good seller as a dress goods, but that would make attractive inside curtains. Tan or old blue shades, to go with mahogany furniture, or yellow to accompany ivory tinted woodwork and furniture, are often found at a silk sale.

Interior Door Knockers

Not the cold, shiny brass knockers that follow classic lines—the kind we hope you have on your front door—but the wee posey-covered iron variety, whose basic origin has been completely hidden 'neath a coat of many colored paints. One of these knockers, which costs very little, will be just what you want for the door of your guest room and will be one of the things that will make your home a bit different.

Porcelains

From even a few well-chosen porcelains we may study the Chinese dynasties. However we may feel about the Chinaman and his pigtail, we feel a reverence for his potter's art. Sea-green celadons and deep lustrous red are products of the furnaces of the past. A truly fine piece of porcelain is among the most beautiful of all art objects. Its color rivals that of precious stones and its grace of out-

Shopping for the House

line is superb. Even the fragility makes an appeal. The porcelains produced today may not be compared with those produced in the past. The secret of their matchless glazes has been lost.

Six Fundamental Colors

If you are only learning to care for Oriental jars and bottles, try to understand their symbolism. These ancient potters used six fundamental colors. These were symbolic of water, fire, metal, wood, earth and sky. Red they associated with fire, black with water, green was suggestive of the woodlands, white of metal, yellow bespoke the earth, and blue the firmament. This they must have loved best, for never has a blue in any form of art been so enchanting as that we find in some of the early ceramics. When we look at some of these jars we almost expect to see them enveloped in a bit of cumulous cloud.

Treasures rarely come to your first home, but later in life, when you have passed the period of mere essentials, then may the treasures come. Possibly only one or two, but may they bring pleasure to all who behold them, and deep joy to you.

Candles

"Hail candle light. Without disparagement to sun or moon, the kindest luminary of the three."—Essays of Elia.

Even though we possess electricity and acknowledge its convenience and efficiency, our houses require candles just as they did in the days of our grandmothers. When we are few and we sit together for a little talk, the flickering flames of the logs and a few candles will provide an ample

The Hope Chest

glow. At such a time you will be glad you have a torcher to shed light in some distant corner where the fire-light refuses to penetrate. Such a torcher may be a polychrome candlestick, whose substantial base stands on the floor, or a metal base of graceful line whose stem branches at the top and supplies the holders for one or many candles. A torcher will supply sufficient light for a hall or stair-landing and will adorn either place with its quaint beauty.

“Every path hath a puddle”



CHAPTER XI

When Emergency Comes

SOME DAY, sooner or later, it will happen. It may cause merely a ripple in your existence, or it may change your entire future. Have you the poise necessary to face the situation?

The unexpected may be a message from afar, necessitating a journey; it may be loss of money, reduction of income, or the abrupt ending of all income; it may be an accident, or a fire, or sudden illness.

Will you be equal to the emergency? Have you the wisdom to look ahead and plan clearly? Or will you meet the situation with a case of "nerves" that will only add to the dilemma?

The Hope Chest

Of course, you will have to take time to reason and plan, but you may have to do both quickly. Above all, do the thinking first. When you do act, keep right on until you have conquered.

When Income Dwindles

Every married couple naturally begins to plan for the future, fair or stormy, on their wedding day. Usually no storm comes more rapidly than a financial one, and if it comes to you it is then you are going to be tested by your sacrificial courage. Your husband will never love you more, or need you more truly, than when he tells you that the firm with which he has been connected must curtail expenses and that he has been dropped from the payroll. Of course, you may have misgivings, but try to keep them fast within the recesses of your own mind and plan, plan, plan. Be practical. Get out your budget and go over it carefully. Look over all the expenditures and cut out what are unnecessary. Cultivate your resourcefulness. You will be surprised at the things you will be able to accomplish and at the joy of achievement. For instance, instead of an expensive restaurant dinner, substitute a more simple pleasure. Pack up a few sandwiches and take a hike into the country, into some distant woodland. You will return refreshed and ready for a greater effort to turn the tide of your fortune.

Make Fortune of Necessity

If you have a servant, dismiss her, or send to the woman who washes and sweeps for you a note telling her to post-

When Emergency Comes

pone her weekly visits until she hears from you. A little extra work will be a pleasure, when you know it is saving the fast-disappearing bank account.

Should payments on the new home fall due and the wherewithal to meet them not be forthcoming, be brave and place a "For Rent" sign on your garden gate, and move to a smaller, less pretentious house. Home is where the heart is, irrespective of size or location.

It was no mathematical calculation that brought you to this unexpected tragedy, but it is a great time to rivet your comradeship. Can your husband depend on you?

The Sudden Trip

A telegram—an hour to catch a train, or a delay of twelve hours!

This is not an exaggeration; it is frequently a startling fact. Such a call means packing a bag—a change of clothing—securing necessary money—some telephoning and time consumed in reaching the station.

Much time can be saved by keeping an emergency bag ready. In this bag should be the necessary toilet articles, a small bottle of aromatic ammonia, some postal cards, a sharpened pencil and a telegraph blank—which you can fill out and have ready to send when you arrive at the station. This will be a time when every minute will count.

The Ever-Ready Bag

Also this bag will be useful when your husband suddenly decides to make a flying business trip and wants you to accompany him. With such a bag you can be ready in a

The Hope Chest

few minutes, and probably you have learned ere this that men are impatient creatures and do protest at being kept waiting. Anyway, you will get many more trips by being always ready.

Unexpected Guests

A whole half-dozen guests, all unbidden, but welcome!

You know when we are silly enough to have our fortunes told there are always three piles of cards: those we do expect, those we don't expect, and those the seer assures us are sure to come true. In this last pile can be placed the unexpected guest.

To make a guest happy the Chinese tell us, "be polite, smile, and feed him." Of course, you are the first, and you can easily do the second, and the third will take care of itself if you will plan ahead. Have one shelf in your pantry for emergencies, and on this shelf keep two cans of soup, from a reliable firm (first course of a luncheon or dinner), two cans of boned chicken (glass cans, if possible). Thus you have the possibilities of soup, creamed chicken, chicken salad, or chicken on toast.

Sandwich Suggestions

For sandwiches, should guests drop in on a wintry afternoon, hungry and cold from a skating party, you will want a jar of olive meat, a package of snappy cheese, some reliable nut-butter, a box of mint wafers, a box of American crackers and some other variety, which to our English cousins are known as biscuits.

It is not necessary for us to suggest a supply of lettuce in your ice-box, as in this day and generation we all keep

When Emergency Comes

lettuce on hand. Canned milk is always included in the emergency plan, and you need lemons for tea or fish.

Your preserve closet will supply the marmalade for sandwiches. A bottle of maraschino cherries will be attractive for sundaes or grapefruit. With such a shelf you can greet your guests smilingly, knowing that all will be well, and that you can soon banish all pangs of hunger or thirst.

An Emergency Closet

Accidents come when we least expect them. If you have an emergency closet, the accident will not catch you wholly unprepared. Arrange a closet in some convenient place that is light and free from dust. Place there all the equipment necessary for first aid work. The following articles will be sufficient: Three Red Cross bandages of different widths ($\frac{3}{4}$ in., $1\frac{1}{2}$ in., and 3 in., are the usual widths required), a half pound roll of absorbent cotton, one large white agate basin, assorted safety pins, one small agate tray (to be used by the physician to sterilize his instruments), a cake of pure soap, and a new hand brush, (to be used to scrub the hands of the one making the dressings). Have three one-ounce bottles labeled and filled, one with iodine, one with carron oil, and one with aromatic spirits of ammonia.

For Emergency Calls

On the inside of the closet door place the name, address, and 'phone number of your family physician, also the name and address of another physician, should your own physician be unobtainable. Also have on the door the

The Hope Chest

'phone number of your husband and any other person you could depend upon in an emergency.

Paint a small red cross on the door of this closet and under the cross paint the words "Emergency Closet." You will never regret the space devoted to such an equipment, for while you may never need it, it is one thing that if you do need, you need it truly.

The Wrong Medicine

We hope you won't, but you may some day take the wrong medicine; so be prepared. Paste these directions in your emergency closet:

First, 'phone for your physician.

In every case administer an emetic at once. An emetic is any substance that will cause vomiting. This will frequently remove the poison from the stomach before it has been absorbed and may save a serious or perhaps fatal result. The most reliable and ever-handy emetic is a glass of quite warm water in which has been dissolved a tablespoonful of mustard. If there is no immediate result, give a second dose. Insist on glass after glass being swallowed until it has accomplished its work.

Should the person have taken an acid and vomited, give the beaten whites of eggs and warm cream or milk. If you cannot get this quickly, use melted lard or butter. This will help to prevent the acid from injuring the lining of the stomach.

If ammonia or caustic soda has been swallowed, give lemon juice in water or vinegar. Afterward plenty of milk and eggs or olive oil.

When Emergency Comes

For carbolic acid, use flour and water or one ounce of Epsom salts. In case of collapse, apply heat to the body.

For belladonna, give a tablespoonful of mustard and salt in warm water; stimulants, if required.

For acetanilid or phenacetin (nearly all headache remedies come under this head), lower head, apply heat to body and give strong, hot coffee or other stimulant.

The physician will administer the proper antidote on his arrival, but its success will largely depend on your first aid work.

Keep poison under lock and key.

For Burns and Scalds

For minor burns and scalds there is nothing better than an immediate application of carron oil (linseed oil and lime water). Saturate a piece of gauze and lay it over the wound. Always keep in your emergency closet this most efficacious of all remedies for burns. If the injury covers a large area, summon a physician at once, but in the meantime pour carron oil over the wound. The physician may change your dressing, but the oil will have relieved the pain to a great extent.

For Cuts and Scratches

Should a knife slip while attending to some simple household duty, instantly hie you to the iodine bottle and pour a drop or two into the incision. It may hurt a bit for an instant, but it may prevent weeks of suffering from an infected finger. The same treatment will be necessary should you scratch yourself when opening a tin can, or injure your foot by stepping on a nail. These are often mere

The Hope Chest

little details of a morning's work, but they may have serious results, so take time to sterilize the wounds.

We are very doubtful if anyone can always keep smiling when the numerous emergencies for household repairs occur, as they do even in well-regulated homes, but it will help a great deal if you are a fair carpentress and have a tool chest—and keep it under lock and key. Hammers and screw-drivers and tack-lifters have an exasperating way of getting lost.

Your Tool Chest

The equipment of the tool chest should be a hammer, nails, and tacks of different sizes, a foot rule, a good-sized jackknife, a file, washers, a screw-driver, screw-eyes and screws, sandpaper, pliers, an oil can, and mending tape. You will find your tool chest a labor and money saving friend, for many a plumber's visit can be delayed by a washer placed on a leaky pipe or the pliers tightening a faucet.

Door and dresser knobs may need tightening, a refractory cap on a tube of tooth paste may need loosening, carpet or linoleum an extra tack, or a wicker chair that has started to unroll may require a bit of adhesive tape to hold it in check, and you will find there are many times you will need to make a friendly call on your tool chest.

Your vacuum cleaner, sewing machine, and washer will all do better work if they are oiled frequently. Keep a small bottle of arnica and a sheet of court plaster in your chest, for the thumb you may hit instead of the nail.

“The Household Budget—

<i>Annual income,</i>	<i>Twenty pounds</i>
<i>Annual expenditure,</i>	<i>Nineteen nineteen six</i>
	<hr/>
<i>Result,</i>	<i>Happiness</i>
<i>Annual income,</i>	<i>Twenty pounds</i>
<i>Annual expenditure,</i>	<i>Twenty ought and six</i>
	<hr/>
<i>Result,</i>	<i>Misery”</i>



CHAPTER XII

The Household Budget

INSTEAD OF resenting the prosaic business of considering your income and expenses, in these rosy post-nuptial days, count yourself fortunate that you and your husband are going to talk them over together. Mrs. John A. Logan tells us that "the highest possible compliment and best assurance of his love which a man can give his wife is to talk over, when they are alone, his plans and ambitions in life, which is far more to be desired than public demonstrations and expressions of affection."

Maybe you exchanged confidences before that little platinum or gold circle was slipped over the third finger of your left hand. Well, that was not too soon. Your husband may go to his work or his business now and you may

The Hope Chest

spend your time managing, marketing, shopping, and attending the normal duties of housewifery. You may feel that you have no part or lot in your husband's business except the profits, but really you have gone into business—a co-partnership. As one of the partners you have a right to know the resources of the firm. Your expenditures depend upon it.

The Value of Estimates

Count yourself in the favored and fortunate class if you and your husband sit down regularly to estimate what you have and what you will spend. Your income will have to decide the amount apportioned to each need. Again and again we have been assured that on a moderate income not more than one-fourth should be spent for rent. It is obvious that a large house means more carpets and curtains, more coal for heating and more help for cleaning, so you must reckon with these items when considering the renting of a large house. The rent allowance we are making in the budget is for rent as we usually consider it, or the taxes, repairs, and insurance on your own home, if you are fortunate enough to own one.

A Sample Budget

Let us suppose you have an income of two thousand dollars a year. For convenience to you we are suggesting the following figures on the basis of one hundred and sixty dollars a month. Some months the suggested amounts will be more than sufficient for the needs, but you can be sure that other months will call for the saved surplus.

The Household Budget

Rent or upkeep of your own house	\$ 40.00
Church and charity (on Bible basis of one-tenth of income)	16.00
Food	42.00
Doctor and dentist	5.00
Clothing	25.00
Amusements	5.00
Vacation	5.00
Building and loan	10.00
Insurance	3.00
Household upkeep (fuel, service, trolley, etc.)	9.00
<hr/>	
Total per month	\$160.00

Twelve times one hundred and sixty dollars makes nineteen hundred and twenty dollars and subtracting this from two thousand dollars—the salary on which these calculations are made—leaves a balance of eighty dollars. Certainly some of this fund you will want to use for books and magazines, for which we have made no other provision. You may need it to help out some fund that according to your figuring is not sufficient, or for some emergency that may arise, or possibly for some coveted article for your home.

You see we have not included house furnishing in this budget, but we have planned for the saving some present earnings for a rainy day, and for storing away something for the setting sun time of life, so that you will not be destitute should all other inheritances fail you.

Your Savings

If possible, begin with life insurance and building and loan the first year of your married life. It is never a mis-

The Hope Chest

take to think of the coming years and provide for them. Just now, when your husband is young, life insurance will cost much less than later on. Take out straight life, if your means are limited; but twenty-year endowment will give you the same protection, and at the expiration of twenty years you will have a neat little sum coming to you.

Building and Loan Savings

You will find it much easier to save if you do it systematically. In the article, the budget, you notice we have suggested the laying aside each month of ten dollars for building and loan. This amount can vary according to your income. Make it as large as you can comfortably carry. Select a good company. The states' laws are rigid now in protecting the people from fake building and loan associations, so you may feel quite safe.

You may be expecting an inheritance and think you will not need to save, but frugal habits, acquired now, will help you in taking care of larger amounts later on.

Economy Possibilities

This is not a cheerful subject. Maybe you are fortunate enough to not need to talk about it, but there are many who do. War times demanded many economies and we made them. If the salary of your husband, or the debt on a newly bought home of your own, calls for economy, you can be just as brave and just as loyal to the call of love as to the call of patriotism.

There is a tendency everywhere toward simplicity in the furnishings of a home, which is decidedly wise. Dress

The Household Budget

and entertaining have not followed in this judicious way, but these are both items within your control. A wardrobe which is so elaborate as to include many clothes held over from season to season is not wisely or well chosen. A few garments worn the first season, which is always their best season, are always more satisfactory.

What Makes a Feast?

You want your home to radiate refined hospitality, but that does not mean that a dinner to friends must be a feast. Nutritious food, dainty service, and a merry company are a trio that make any meal a banquet. Don't let haunting memories of lobster salad and nesselrode pudding, that come floating over you when you are serving a simple meal, win you from your frugal way. Begin your entertaining with the acknowledgment to yourself that the joy of any company is largely dependent on a hostess pleasant-spoken and fresh-looking and that you will be that kind of a hostess, even if there are a few less viands on the table.

Any entertaining that leaves an aftermath of debts and regrets is sheer dissipation. Sometimes what we call the high cost of entertaining is really the cost of entertaining high.

Own Your Own Home

Not every young couple can set up housekeeping in a home of their own. But every bride and groom can start out with the definite determination of having such a home. There is joy in planning for it. You will not find economy irksome if you feel that each hundred dollars saved brings the home of your own nearer realization.

The Hope Chest

Study the home-making magazines. Start a scrap-book on house-building. Investigate attractive suburban propositions. Then, when your building fund is big enough, you can consult a reliable contractor.

Paying rent is poor business. With surprisingly little capital you can build a home—and gradually pay off the mortgage, instead of enriching a landlord.

*“Teacher, tender comrade, wife,
A fellow-farer true through life,
Heart-whole and soul-free”*



CHAPTER XIII

Keep Pace with Your Husband

YOUR HONEYMOON trip is over, and you are in your own home with your husband. He has gone back to his business, where life for him has not altered its ways. But you? You are in your dream home, and whether it is a bungalow with a garden, or a fifth-floor flat, or an ancestral mansion, it's yours.

Begin now to audit your character and see if you are going to have that house as your mistress, or if you are going to put into your home the same thought and ambition and management that a progressive business man puts into his business. Face this fact—that your home, its beauty, its comfort, its rest, its inviting call to friends, and its holding power for your husband, is largely in your hands. You

The Hope Chest

are the mistress of a home-making business. Regard the petty annoyances that assail a home-maker with indifference, and keep your poise in your household battle.

Your Hours Alone

Isn't it quiet when you are all alone? Perhaps you came from a home of luxury where you were surrounded by brothers and sisters, whom you sometimes adored and sometimes found vexing, or maybe you had been living your daily life in the bristling business world, or you may have been spending these last years in a delightful dormitory of a college.

Now your husband must be at business and you must attend to your housekeeping business, too, and the days are long. Perhaps they are longer than they used to be, because you have to cultivate the early bird habit so you can eat breakfast together. Now these hours alone are going to be your defeat or victory hours—just as you make them. You are going to steal an hour or so for reading and music, we know, but all these eight or ten hours alone can be spent growing a fine, happy, healthful, helpful life.

Smile Down Your Troubles

This is a great time to gain self-poise. Maybe the fire wouldn't burn, and you ran out of salt; perhaps the clothes line broke with all your dazzling white clothes on it, and the milk soured, and you hammered your finger instead of the nail, and the curtains shrunk when they were washed. There are lots more household tragedies. But you? Did

Keep Pace with Your Husband

you go about the house at these woeful times with shining eyes, and thrown-back shoulders, and smile-puckered lips, and countenance serene, and springing steps, and radiant, unconquerable optimism about you? If you did—and we are sure you did—you are going the right way to keep pace with your husband.

True Comradeship

There can be a fine kind of comradeship between married folk. If you can learn to be an understanding friend to your husband, you will never be a woman with a hungry heart. You may not need them, but these four suggestions will help you to it.

- I. *Be Interested in His Business or Profession*—His business success is yours, but if he has been struggling to reach a certain goal it ought to mean more to you than simply extra dollars.
- II. *Like His Friends*—They might not have been your choosing, if you had been making the selections, but you can at least like 'em as much as you can.
- III. *Be Sympathetic*—If his world is ever wrapped in shadows through failure or bereavement, be generous with sympathy.
- IV. *Be Interested in His Sports*—If you are not a golf enthusiast it may require some mental effort to know just when to applaud your husband's success, if his hobby is golf, or when to cheer at the baseball games American men sit in blistering sun to see; nevertheless, if you are mentally able to grasp it, rejoice with him when he wins, pity him when he loses, and show that his pleasure is yours. Tennis and rowing and whatever possible share in playing with him. One of the saddest moments in life is when we awake to the fact that the chance to play has slipped away forever.

The Hope Chest

Efficiency experts on "Holding Husbands" will tell you that these are four good guide posts on the road to success.

Friends—Clubs—Church

The wedding "for better or worse" you may find "for worse" if you give up all your former interest in friends and clubs and church for your husband. Combine the two. Many a bride, after her wedding day, drops her girl friends, resigns from her social clubs, stays at home on Sundays, only to find in a few years that the world goes merrily on without her, that she has lost her vivacity and interest in all things but household duties.

If you could see now what ruin, socially and mentally, ten years of this isolation at home will work, you will never need warning against it. It is possible to have a dustless house but lose husband and friends. "Homekeeping hearts are happiest" truly, but that means to keep the love of those who dwell there as well as to be always found there. Some time must be taken for enrichment from the outside world, or the homekeeping wife will find herself growing old and colorless and the friends and interest in life slipping away from her.

The Value of Books

Do not let your reading degenerate to the daily newspaper alone. Discussing the latest murder or the best bargain sale makes poor intellectual food with which to accompany each meal. A home without books and good magazines misses much. If your husband is not fond of

Keep Pace with Your Husband

good reading, you have a great opportunity to now and then suggest to him to read a magazine article along some line in which he is interested. It may be the awakening of his interest in good reading. If he is interested in good reading and you are not, begin at once to keep up with him.

Your church attendance! Here your allegiance is higher and your vows to loyalty more binding than even the ones you made at the marriage altar. Stick to your church.

Keep Up Your Music

You should need no persuasion to keep up your music after your marriage. It is not enough to have been a girl who delighted her friends with her music, when you can be an equally attractive wife who continues to do so. Annex all your maiden charms and add them together to make yourself a charming wife and hostess. The wife who goes back with a tender reminiscent smile to girlhood days, when she used to play, is passé. Today's woman strikes a different note.

Why should the ceremony with happiness woven in it make a silent home, or a canned music home, when formerly your song or piano or violin could achieve pleasure at your will? Keep up your music.

The Joy of Song

“Just because you have no world-conquering voice, no genius for the violin or piano, is no reason that you should not continue to develop what you have. There is something about singing even an humble little song in an humble little

The Hope Chest

voice that seems to renew the very life within us." Again, keep up your music.

The Stay-at-home Dress

What feminine wiles and ways you have, you must prepare to use them by your dress in keeping up with your husband.

There is no man so indifferent to figure and form, and color and line, that he will not know the difference between a neatly dressed and coiffured wife and one in soiled clothing and kid curlers.

Most brides love pretty clothes, when dressing for street, or church or social affair, but of equal importance is your at-home attire—not the at-home dress for state occasions, when the people you know may come in to see you and go out to forget you, but the every day at-home dress.

Be Smart at Breakfast

What do you eat your breakfast in? The bride of earlier days might have worn discarded finery in her kitchen, but the practical bride of today goes to her work, if work she has to do, caparisoned in one of the sensible and smart wash dresses that is obviously appropriate to the occasion. The shops have taken good care that this want is well supplied by attractive ready-made garments of this kind. No one need ever wear that cheerless, checked gingham apron of our grandmother's day, which was almost a badge of servitude, when there are made today aprons just as useful and certainly more smart. With a

Keep Pace with Your Husband

little cap to match you may be smartly and consistently garbed.

Clean and dainty collar and cuff sets will transform a worn dress, and there is never any excuse for dowdiness. A husband will not be as likely to care for Parisian labels in clothes as for daintiness and cleanliness. For the husband whose wife says, "My fortune's made," meaning her marriage, and takes this as a liberty to neglect her personal appearance, we have the deepest sympathy.

Keep That Feminine Charm

Here's a friendly suggestion. In fifty-seven varieties of language we would like to say: Keep your elusive feminine charm. It is evanescent enough to vanish at a common suggestion, but durable enough to stand a lifetime test when carefully cultivated. Age need not wither it nor custom change it. Daintiness in words and ways will foster it, and whimsical wiles will not ruin it. Cheap and tawdry words will bury it, and there can be no resurrection. Forego every temptation to destroy your charm.

There is more on this page between the lines than we have written, but we are sure your feminine intuition will make it plain.

"However few of the other good things of life are thy lot, the best of all things, which is innocence, is always within thy power."

Labor-Saving Devices

There are few ways to save money and many ways to spend it, but when you spend it for some of the labor-sav-

The Hope Chest

ing devices on the market it will be well spent. Your husband's office is modernly equipped, if he has an office, or if he is a farmer his crops are sown and reaped with the latest machinery. A modernly equipped house, with an efficient mistress managing it, will run more smoothly than a house without the equipment and with inefficient help poorly managed.

Labor-Saving Devices

Visit, if possible, the house-furnishing section of a big city department store where you will find labor-saving devices of all sorts, designed to make housework lighter. So bewildering will be these various helps offered that you will almost rejoice that you have a house to supply, but if you are wise you will select only those that are useful.

Equip your house electrically, if possible. You need not live in a big city to do this, as most of the towns have their electric plant. Washing, ironing, cleaning, sweeping, cooking, and even heating can be cleanly and quickly done by electricity. If you are doing your own work, consider which would mean more to your husband—let us say ten dollars more in his purse each month, or some music in the evening which you have had time to practice during the day, or a wife bright and smiling to go out with socially for the evening, instead of one nervous and fretful over the day's work?

Lighten the Daily Tasks

Marriage is not for a day and the constant strain of toil will tell, so if you must do your work, do it with as much

Keep Pace with Your Husband

ease as possible, and in the future you may find your husband talking of you as the department store advertisers say of their goods, "Not easily matched in value."

Study Your Job

But if you have all the labor-saving devices obtainable, much will still depend on how you use them. To combat the elements of housework happily and healthfully is to lessen it by half. You can go about your work with a light step, you can swing a broom as skillfully as a man does his golf club, you can sit up straight at a sewing machine and not cultivate round shoulders by bending over, you can handle your dust mop as gracefully as you would a tennis racket, you can smile as you work and thereby set your face pleasantly for the coming years, and you can use system in your work which will always lessen the mental strain. Let your spark of vanity help in carrying out these last suggestions.

When the Day Is Done

If anybody has a right to be happy, it is a bride and her husband. When he closes his desk, or leaves the shop, he expects to come home to the one port where adverse winds do not blow. For the sake of keeping this vision of home bright and shining, meet him this way yourself. You will be gowned, of course, according to your means, sumptuously, if your purse and preference dictates it, and simply, if the dinner is prepared by yourself.

To a man, no meal will be made appetizing by your rehearsal of the disappointment of tradespeople, or the

The Hope Chest

exasperation of servants, or the failure of recipes. They may have all happened, but why tell him? There are many better and bigger and cheerier things to talk about.

Before your wedding day did you save up all the annoyances of your home to recount to him on his visits? There might never have been a wedding day if you had. "For better or for worse" never meant for smiles or for grouches, just as we may choose to give. And do avoid patient sighs! For a happy home there is a safe path between the rampantly frivolous and the woefully serious. A little bit of fun is a good antidote for the turmoil of the day.

What about yourself? Well, this book is for the bride. Maybe someone is writing a bigger and better one for the groom.

ETERNAL love, we thank thee that thou hast
led us into love's way—this joyous, rose
strewn, sunlit way. Make us worthy to tread it.

*Our hearts are full of springtime; our souls
are stirred with joy at song of bird, and beauty of
flower, and nature's subtle whisperings. May this
kinship with joy remain with us.*

*If, as we pass along, the clamor of earth
outside our walls may seem endless, within our
home may rest and contentment keep us young
and our hearts aright.*

LEST YOU FORGET

*We Leave These Pages for You to Fill,
Whenever, Wherever, and with Whatever You Will—
Make Here the Diary of Your Hope Chest*

Reminders for the Kitchen

Things I Want to Buy

On Making Home Happy

Ideas on Entertainment

Out-of-Doors Notes

“This little book fed me in a very hungry place”

LIBRARY OF CONGRESS



0 006 120 852 5